

Region 1
2013 Regional Tournament
Boys and Girls Event Settlement

REVENUE - GATE RECEIPTS

GIRLS - TICKET SALES (4,905 sold) \$ 30,117.00
 BOYS - TICKET SALES (9,328 sold) \$ 56,628.00

TOTAL REVENUE \$ 86,745.00

EXPENSES

CFSB Center's Flat Fee \$ (17,500.00)
 Trophies \$ (719.76)
 Small Town Video \$ (1,000.00)
 Officials \$ (4,516.47)
 Official Scorekeepers \$ (350.00)
 PA, Time clock, Scoreboard \$ (2,185.22)
 Medical \$ (500.00)

TOTAL EXPENSES \$ (26,771.45)

NET GATE RECEIPTS: \$ 59,973.55

GIRLS

TICKET SALES \$ 30,117.00

TOTAL REVENUE \$ 30,117.00

EXPENSES

CFSB Center Flat Fee \$ (4,574.00)
 Trophies \$ (359.88)
 Small Town Video \$ (500.00)
 Officials \$ (2,381.47)
 Official Scorekeepers \$ (175.00)
 PA, Time Clock, Scoreboard \$ (1,092.61)
 Medical \$ (250.00)

TOTAL EXPENSES \$ (9,332.96)

NET GATE RECEIPTS \$ 20,784.04

Regional Champs (5%) \$ 1,039.20

SPONSORSHIP

Sponsorship Cash	\$ 16,845.57
Food Trade Value	\$ 3,060.00
Total sponsorship	\$ 19,905.57
Less 20% Commission	\$ 3,981.11
Revised total	\$ 15,924.46
Less Hard Costs	\$ 2,144.00
Total	\$ 13,780.46
CFSB Center's 30 %	\$ 4,134.14
KHSAA 70%	\$ 9,646.32
Less Trade	\$ 3,060.00
Total Due to KHSAA	\$ 6,586.32

REVISED NET GATE \$ 19,744.84
 50% of REVISED NET GATE \$ 9,872.42

1/16 share of 50% of Revised Net Gate given to each team in Region \$ 617.03

1/8 share of 50% of Revised Net Gate given to each team who played in Regional Tournament \$ 1,234.05
 Given to each RT Participant \$ 2,326.88

GIRLS PAYOUTS

Regional Winner
 MARSHALL CO \$ 3,301.93

Regional Participants:

GRAVES \$ 2,262.72
 LONE OAK \$ 2,262.72
 MURRAY \$ 2,262.72
 HICKMAN CO \$ 2,262.72
 CARLISLE \$ 2,262.72
 PAD TILGHMAN \$ 2,262.72
 MAYFIELD \$ 2,262.72

BOYS PAYOUTS

GRAVES CO \$ 5,861.44

CALLOWAY \$ 3,901.96
 PAD TILGHMAN \$ 3,901.96
 CARLISLE \$ 3,901.96
 ST. MARY'S \$ 3,901.96
 MARSHALL \$ 3,901.96
 LONE OAK \$ 3,901.96
 FULTON CITY \$ 3,901.96

Non Participants in Regional Tourn:

BALLARD \$ 617.03
 CALLOWAY \$ 617.03
 CCA \$ 617.03
 FULTON CITY \$ 617.03
 FULTON CO \$ 617.03
 HEATH \$ 617.03
 REIDLAND \$ 617.03
 ST. MARY'S \$ 617.03

BALLARD \$ 1,163.44
 CCA \$ 1,163.44
 FULTON CO \$ 1,163.44
 HEATH \$ 1,163.44
 HICKMAN CO \$ 1,163.44
 MAYFIELD \$ 1,163.44
 MURRAY \$ 1,163.44
 REIDLAND \$ 1,163.44

\$ 24,077.20	\$ 42,482.67
\$ 3,293.16	\$ 3,293.16
\$ 20,784.04	\$ 39,189.51

2013 REGION ONE BOYS GIRLS TICKET SALES

MONDAY, FEBRUARY 25, 2013 - BOYS

SESSION 1	CALLOWAY	PAD TIL	CARLISLE	ST. MARY	DAY SALES	VIP LOBBY	GATE B #1	GATE B #2	TOTAL	DROP COUNT
STUDENT \$5.00	117	15	59	0	6	200	217	206	820	2,504
ADULT GA \$7.00	228	49	100	0	11	186	150	96	820	
TOTAL TIC SOLD	345	64	159	0	17	386	367	302	1,640	
TOTAL DUE	\$ 2,181.00	\$ 418.00	\$ 995.00	\$ -	\$ 107.00	\$ 2,302.00	\$ 2,135.00	\$ 1,702.00	\$ 9,840.00	
TOTAL COLLECTED	\$ 2,181.00	\$ 418.00	\$ 995.00	\$ -	\$ 107.00	\$ 2,299.00	\$ 2,135.00	\$ 1,702.00		
SHORT / OVER	\$ -	\$ -	\$ -	\$ -		\$ (3.00)			\$ (3.00)	SHORT/OVER

TUESDAY, FEBRUARY 26, 2013- BOYS

SESSION 2	GRAVES	MARSHALL	LONE OAK	FULTON CITY	DAY SALES	VIP LOBBY	GATE B #1	GATE B #2	TOTAL	DROP COUNT
STUDENT \$5.00	250	250	17	4	8	248	274	189	1,240	2,926
ADULT GA \$7.00	287	254	36	22	40	251	289	295	1474	
TOTAL TIC SOLD	537	504	53	26	48	499	563	484	2,714	
TOTAL DUE	\$ 3,259.00	\$ 3,028.00	\$ 337.00	\$ 174.00	\$ 320.00	\$ 2,997.00	\$ 3,393.00	\$ 3,010.00	\$ 16,518.00	
TOTAL COLLECTED	\$ 3,259.00	\$ 3,028.00	\$ 337.00	\$ 174.00	\$ 320.00	\$ 2,997.00	\$ 3,400.00	\$ 3,010.00		
SHORT / OVER	\$ -	\$ -	\$ -	\$ -			\$ 7.00		\$ 7.00	SHORT/OVER

WEDNESDAY, FEBRUARY 27, 2013 - GIRLS - RACER ARENA

SESSION 3	GRAVES	LONE OAK	MURRAY	HICKMAN	DAY SALES	SOUTH	NORTH #1	NORTH #2	TOTAL	DROP COUNT
STUDENT \$5.00	0	9	58	0	0	178	50	88	383	820
ADULT GA \$7.00	0	5	42	10	0	155	75	116	403	
TOTAL TIC SOLD	0	14	100	10	0	333	125	204	786	
TOTAL DUE	\$ -	\$ 80.00	\$ 584.00	\$ 70.00	\$ -	\$ 1,975.00	\$ 775.00	\$ 1,252.00	\$ 4,736.00	
TOTAL COLLECTED	\$ -	\$ 80.00	\$ 584.00	\$ 70.00	\$ -	\$ 1,972.00	\$ 775.00	\$ 1,252.00		
SHORT / OVER	\$ -	\$ -	\$ -	\$ -		\$ (3.00)	\$ -		\$ (3.00)	SHORT/OVER

2013 REGION ONE BOYS GIRLS TICKET SALES

THURSDAY, FEBRUARY 28, 2013 - GIRLS - RACER ARENA

SESSION 4	CARLISLE	MARSHALL	PAD TILG	MAYFIELD	DAY SALES	NORTH	SOUTH	NA	TOTAL	DROP COUNT
STUDENT \$5.00	6	35	13	3	1	121	75	0	254	767
ADULT GA \$7.00	8	66	36	14	15	257	86	0	482	
TOTAL TIC SOLD	14	101	49	17	16	378	161	0	736	
TOTAL DUE	\$ 86.00	\$ 637.00	\$ 317.00	\$ 113.00	\$ 110.00	\$ 2,404.00	\$ 977.00	\$ -	\$ 4,644.00	
TOTAL COLLECTED	\$ 86.00	\$ 637.00	\$ 317.00	\$ 113.00	\$ 110.00	\$ 2,404.00	\$ 977.00			
SHORT / OVER	\$ -	\$ -	\$ -	\$ -		\$ -	\$ -	\$0.00	\$ -	SHORT/OVER

FRIDAY, MARCH 1, 2013 - BOYS SEMI FINALS

SESSION 5	CALLOWAY	ST. MARY	GRAVES	LONE OAK	DAY SALES	VIP LOBBY	GATE B #1	GATE B #2	TOTAL	DROP COUNT
STUDENT \$5.00	100	0	237	128	7	468	302	310	1,552	3,178
ADULT GA \$7.00	194	0	214	76	19	433	290	302	1,528	
TOTAL TIC SOLD	294	0	451	204	26	901	592	612	3,080	
TOTAL DUE	\$ 1,858.00	\$ -	\$ 2,683.00	\$ 1,172.00	\$ 168.00	\$ 5,371.00	\$ 3,540.00	\$ 3,664.00	\$ 18,456.00	
TOTAL COLLECTED	\$ 1,858.00	\$ -	\$ 2,683.00	\$ 1,172.00	\$ 168.00	\$ 5,369.00	\$ 3,550.00	\$ 3,664.00		
SHORT / OVER	\$ -	\$ -	\$ -	\$ -		\$ (2.00)	\$ 10.00		\$ 8.00	SHORT/OVER

SUNDAY, MARCH 3, 2013 - BOYS FINALS

SESSION 6	CALLOWAY	GRAVES			DAY SALES	VIP LOBBY	GATE B #1	GATE B #2	TOTAL	DROP COUNT
STUDENT \$5.00	86	127	0	0	10	165	224	110	722	2,504
ADULT GA \$7.00	190	250	0	0	18	175	289	250	1,172	
TOTAL TIC SOLD	276	377	0	0	28	340	513	360	1,894	
TOTAL DUE	\$ 1,760.00	\$ 2,385.00	\$ -	\$ -	\$ 176.00	\$ 2,050.00	\$ 3,143.00	\$ 2,300.00	\$ 11,814.00	
TOTAL COLLECTED	\$ 1,760.00	\$ 2,385.00			\$ 176.00	\$ 2,049.00	\$ 3,143.00	\$ 2,302.00		
SHORT / OVER	\$ -	\$ -				\$ (1.00)	\$ -	\$ 2.00	\$1.00	SHORT / OVER

2013 REGION ONE BOYS GIRLS TICKET SALES

MONDAY, MARCH 4, 2013 - GIRLS SEMI-FINALS

SESSION 7	GRAVES	MURRAY	MARSHALL	PAD TILG	DAY SALES	VIP LOBBY	GATE B #1	GATE B #2	TOTAL	DROP COUNT
STUDENT \$5.00	18	57	30	16	3	326	270	127	847	1,722
ADULT GA \$7.00	39	67	61	30	14	369	482	180	1242	
TOTAL TIC SOLD	57	124	91	46	17	695	752	307	2,089	
TOTAL DUE	\$ 363.00	\$ 754.00	\$ 577.00	\$ 290.00	\$ 113.00	\$ 4,213.00	\$ 4,724.00	\$ 1,895.00	\$ 12,929.00	
TOTAL COLLECTED	\$ 363.00	\$ 754.00	\$ 577.00	\$ 300.00	\$ 113.00	\$ 4,211.00	\$ 4,724.00	\$ 1,896.00		
SHORT / OVER	\$ -	\$ -	\$ -	\$ 10.00		\$ (2.00)		\$ 1.00	\$ 9.00	SHORT / OVER

TUESDAY, MARCH 5, 2013 - GIRLS FINALS

SESSION 8	MURRAY	MARSHALL			DAY SALES	VIP LOBBY	GATE B #1	GATE B #2	TOTAL	DROP COUNT
STUDENT \$5.00	32	34	0	0	2	145	241	171	625	1,468
ADULT GA \$7.00	57	68	0	0	8	116	238	182	669	
TOTAL TIC SOLD	89	102	0	0	10	261	479	353	1,294	
TOTAL DUE	\$ 559.00	\$ 646.00			\$ 66.00	\$ 1,537.00	\$ 2,871.00	\$ 2,129.00	\$ 7,808.00	
TOTAL COLLECTED	\$ 554.00	\$ 646.00			\$ 66.00		\$ 2,872.00	\$ 2,130.00		
SHORT / OVER	\$ (5.00)	\$ -					\$ 1.00	\$ 1.00	\$ (3.00)	SHORT / OVER

GIRLS REGIONAL TOURNAMET

STUDENT \$5.00	2,109
ADULT GA \$7.00	2796
TOTAL TICKETS SOLD	4,905
TOTAL SALES	\$ 30,117.00
SHORT / OVER	\$3.00
TOTAL COLLECTED	\$ 30,120.00

BOYS REGIONAL TOURNAMENT

STUDENT \$5.00	4,334
ADULT GA \$7.00	4994
TOTAL TICKETS SOLD	9,328
TOTAL SALES	\$ 56,628.00
SHORT / OVER	\$ 13.00
TOTAL COLLECTED	\$ 56,641.00

TOTALS

6,443
7790
14,233
\$ 86,761.00



KHSAA Regional Basketball Tournament Financial Report
 (return one copy to KHSAA by published deadlines. File separate reports if Girls and Boys
 Tournaments are held separately)

KHSAA Form BK106
Rev. 01/06

REGION # 2 BOYS X or GIRLS _____ HELD AT Hopkinsville HS DATES 2/25,26 3/1,2

Part A	REVENUE ITEMS	Price(s)	Receipts	Totals
	Ticket Sales	6.00	30,067.89	
	Broadcasting		0.00	
	Sponsorship		0.00	
	TOTAL REVENUE (1)			30,067.89
Part B	EXPENSE ITEMS		Expenses	
	Game Officials		1,982.80	
	Trophies		663.70	
	Travel for Participating Teams		1,004.00	
	Other Itemized Expenses approved in advance by majority vote of schools in tournament (provide separate listing or list on back of this form)		12,694.58	
	TOTAL EXPENSES (2)			16,345.08
Part C	Net Profit (Part A (1) minus Part B (2) total)			13,722.81
Part D	Allowance to Host School - Maximum 15% for rental and incidental expenses unless otherwise approved by majority vote		0.00	
Part E	Profit Subject to Division by Schools (Part C minus Part D)			13,722.81
Part F	Amount set aside for non participating schools by vote of ALL schools per Constitution Article VII, Section 2		0.00	
Part G	Amount to be Divided Among Participating Schools (Part E minus Part F)			13,722.81

LIST BELOW INDIVIDUAL AMOUNTS FOR REGIONAL TOURNAMENT NET PROFITS FROM PART E ABOVE, NOT INCLUDING TRAVEL EXPENSES

School	Amount	School	Amount	School	Amount
Hopkinsville	1,715.35	Lyon County	1,715.35		
Christian County	1,715.35	Trigg County	1,715.35		
Caldwell County	1,715.35				
Madisonville	1,715.35				
Henderson	1,715.35				
Webster County	1,715.35				

PAID ATTENDANCE BY SESSIONS (Tickets Sold NOT money received)

BOYS		GIRLS		COMBINED	
Session	Paid	Session	Paid	Session	Paid
1	671				
2	997				
3	1746				
4	1582				
5					
6					
7					
Total	4996	Total		Total	

**** NOTE ** IF ANY OTHER PLAN FOR THE DIVISION OF TOURNAMENT RECEIPTS IS USED, A MAJORITY VOTE OF THE PARTICIPATING SCHOOLS MUST BE OBTAINED, DOCUMENTED, AND SENT TO THE KHSAA.**

Keith Kelley

 MANAGER

Hopkinsville HS

 SCHOOL

270-887-7118

 DAYTIME PHONE

2013 Region 2 Boys Basketball Tournament Finances

Overall Tour Expense:

Public Announcer	7 x 25.00 =	175.00
Official Book	7 x 30.00 =	210.00
Clock Operator	7 x 30.00 =	210.00
Ticket Sellers	2 x 7 x 30.00 =	420.00
Ticket Takers	2 x 7 x 20.00 =	280.00
Pass Gate	7 x 15.00 =	105.00
Door Watchers	2 x 7 x 15.00 =	210.00
Parking	4 x 100.00 =	400.00
Officials		1,982.80
Custodians		762.36
Security		2,843.22
Tour Manager		500.00
Assignment Sec. Fee		5,500.00
Trophies		531.00
KHSAA Trophies		132.70
Mileage		1,004.00
a. Hopkinsville	0.00 x 3 =	0.00
b. Christian County	8.00 x 1 =	8.00
c. Caldwell County	68.00 x 1 =	68.00
d. Madisonville North	88.00 x 2 =	176.00
e. Henderson County	154.00 x 3 =	462.00
f. Webster County	124.00 x 1 =	124.00
g. Lyon County	86.00 x 1 =	86.00
h. Trigg County	40.00 x 2 =	80.00
Bookkeeper		<u>75.00</u>
Total Expense		\$16,345.08

Overall Tour Assets:

<u>Date</u>	<u>tickets sold</u>	<u>Revenue</u>
2/25/2013	671	\$4,108.00
2/26/2013	997	\$5,990.89
3/1/2013	1746	\$10,485.00
3/2/2013	<u>1582</u>	<u>\$9,484.00</u>
Totals	4,996	\$30,067.89

Total Revenue minus Total Expense \$13,722.81 / 8 = \$1,715.35

2013 Region 2 Boys Basketball Tournament Finances

Final Team Payouts: Split + mileage

a. Hopkinsville	$1,715.35 + 0.00 = \mathbf{\$1,715.35}$
b. Christian County	$1,715.35 + 8.00 = \mathbf{\$1,723.35}$
c. Caldwell County	$1,715.35 + 68.00 = \mathbf{\$1,783.35}$
d. Madisonville North	$1,715.35 + 176.00 = \mathbf{\$1,891.35}$
e. Henderson County	$1,715.35 + 462.00 = \mathbf{\$2,177.35}$
f. Webster County	$1,715.35 + 124.00 = \mathbf{\$1,839.35}$
g. Lyon County	$1,715.35 + 86.00 = \mathbf{\$1,801.35}$
h. Trigg County	$1,715.35 + 280.00 = \mathbf{\$1,995.35}$



KHSAA Regional Tournament Financial Report
 (return one copy to KHSAA by published deadlines. File separate reports for each tournament)

KHSAA Form GE53
 Rev. 05/11

Sport (check one) Baseball Basketball Soccer Softball Volleyball
 Sport Activity (check one) Cheer

REGION # 2 BOYS or GIRLS

Held at Caldwell County High School Dates 2/27,2/28,3/4,3/5

Part	Item	Price(s)	Receipts	Totals
Part A	REVENUE ITEMS			
	Ticket Sales	\$6.00	1913	
	Broadcasting		NA	
	Sponsorship		NA	
	TOTAL REVENUE (1)			\$11,478.00
Part B	EXPENSE ITEMS		Expenses	
	Game Officials		\$2084.60	
	Trophies		\$134.88	
	Travel for Participating Teams		\$1115.00	
	Other Itemized Expenses approved in advance by majority vote of schools in tournament (provide separate listing or list on back of this form)		\$6,410.79	
TOTAL EXPENSES (2)			\$9,745.27	
Part C	Net Profit (Part A (1) minus Part B (2) total)			\$1,732.73
Part D	Allowance to Host School - Maximum 15% for rental and incidental expenses unless otherwise approved by majority vote		NA	
Part E	Profit Subject to Division by Schools (Part C minus Part D)			\$1,732.73
Part F	Amount set aside for non participating schools by vote of ALL schools per Constitution Article VII, Section 2		NA	
Part G	Amount to be Divided Among Participating Schools (Part E minus Part F)			\$1,732.73

LIST BELOW INDIVIDUAL AMOUNTS DISTRIBUTED FOR REGIONAL TOURNAMENT NET PROFITS FROM PART E ABOVE, NOT INCLUDING TRAVEL EXPENSES. IF ANY OTHER PLAN FOR THE DIVISION OF TOURNAMENT RECEIPTS IS USED, A MAJORITY VOTE OF THE PARTICIPATING SCHOOLS MUST BE OBTAINED, DOCUMENTED, AND SENT TO THE KHSAA. ATTACH ADDITIONAL SHEETS IF EXPLANATION NEEDED.

School	Amount	School	Amount	School	Amount
Caldwell County	\$216.59	Lyon County	\$216.59		
Christian County	\$216.59	Madisonville NH	\$216.59		
Henderson County	\$216.59	University Heights	\$216.59		
Livingston County	\$216.59	Webster County	\$216.59		

PAID ATTENDANCE BY SESSION (Tickets Sold NOT money received)

Session	Paid
1	284
2	611
3	526
4	492
5	
6	
7	
Total	

David M. Barnes

David Barnes
 MANAGER

Caldwell County High School
 SCHOOL

270-365-8010
 DAYTIME PHONE

2013 Region 2 Girls Basketball Tournament Finances

Other Itemized Expenses:

Assigning Secretary Fee		\$3500.00
Tournament Manager		\$500
Gate Workers	4 workers @ 7x \$30.00	\$840.00
Official Book	7 x \$30.00	\$210.00
Clock Operator	7 x \$30.00	\$210.00
PA	7 x \$25.00	\$175.00
Trophies (All Region, Academic, Medallions)		\$568.50
Nets		\$16.00
Custodian		<u>\$391.29</u>
TOTAL:		\$6410.79

Expenses on The KHSAA Form:

Officials		\$2,084.60
KHSAA Trophies		\$134.88
Travel For Participating Teams		<u>\$1115.00</u>
TOTAL:		\$3334.48

TOTAL EXPENSES: \$9,745.27

Mileage

Caldwell County	0.00 x 1 =	\$0.00
Christian County	70 x 1	\$70.00
Henderson County	150 x 3 =	\$450.00
Livingston County	70 x 1 =	\$70.00
Lyon County	25 x 1 =	\$25.00
Madisonville NH	70 x 2 =	\$140.00
University Heights	70 x 3 =	\$210.00
<u>Webster County</u>	<u>75 x 2 =</u>	<u>\$150.00</u>
TOTAL:		*\$1115.00

2013 Region 2 Girls Basketball Tournament Finances

Final Team Payouts: Split + Mileage

Caldwell County	\$216.59 + 0 = \$216.59
Christian County	\$216.59 + \$70.00 = \$286.59
Henderson County	\$216.59 + \$450.00 = \$666.59
Livingston County	\$216.59 + \$70.00 = \$286.59
Lyon County	\$216.59 + \$25.00 = \$241.59
Madisonville NH	\$216.59 + \$140.00 = \$356.59
University Heights	\$216.59 + \$210.00 = \$426.59
Webster County	\$216.59 + \$150.00 = \$366.59



KHSAA Regional Tournament Financial Report
 (return one copy to KHSAA by published deadlines. File separate reports for each tournament)

KHSAA Form GE53
Rev. 05/11

Sport (check one) Baseball Basketball Soccer Softball Volleyball
 Sport Activity (check one) Cheer

REGION # 3 BOYS or GIRLS

Held at Owensboro Sportscenter Dates Feb. 25, 26, March 1, 2, 2013

Part A	REVENUE ITEMS	Price(s)	Receipts	Totals
	Ticket Sales	\$6, \$8	\$66,864.00	
	Broadcasting			
	Sponsorship		\$40,000.00	
	TOTAL REVENUE (1)			\$106,864.00
Part B	EXPENSE ITEMS		Expenses	
	Game Officials		\$2,220.40	
	Trophies		\$284.88	
	Travel for Participating Teams			
	Other Itemized Expenses approved in advance by majority vote of schools in tournament (provide separate listing or list on back of this form)		Attached	
	TOTAL EXPENSES (2)			\$23,679.13
Part C	Net Profit (Part A (1) minus Part B (2) total)			\$83,184.87
Part D	Allowance to Host School - Maximum 15% for rental and incidental expenses unless otherwise approved by majority vote		Host \$12,500 Winner \$2,500	
Part E	Profit Subject to Division by Schools (Part C minus Part D)			\$68,184.87
Part F	Amount set aside for non participating schools by vote of ALL schools per Constitution Article VII, Section 2		\$21,000.00	
Part G	Amount to be Divided Among Participating Schools (Part E minus Part F)			\$47,184.87

LIST BELOW INDIVIDUAL AMOUNTS DISTRIBUTED FOR REGIONAL TOURNAMENT NET PROFITS FROM PART E ABOVE, NOT INCLUDING TRAVEL EXPENSES. IF ANY OTHER PLAN FOR THE DIVISION OF TOURNAMENT RECEIPTS IS USED, A MAJORITY VOTE OF THE PARTICIPATING SCHOOLS MUST BE OBTAINED, DOCUMENTED, AND SENT TO THE KHSAA. ATTACH ADDITIONAL SHEETS IF EXPLANATION NEEDED.

School	Amount	School	Amount	School	Amount
McLean Co.	\$15,500.00	Owensboro	\$5,898.11	Apollo	\$3,000.00
Owensboro Catholic	\$5,898.11	Butler County	\$5,898.11	Hancock County	\$3,000.00
Meade County	\$5,898.11	Grayson County	\$5,898.11	Daviess County	\$3,000.00
Breckinridge County	\$5,898.11	Whitesville Trinity	\$3,000.00		
Muhlenberg County	\$5,898.11	Frederick Fraize	\$3,000.00		
Ohio County	\$8,398.11	Edmonson County	\$3,000.00		

PAID ATTENDANCE BY SESSION (Tickets Sold NOT money received)

Session	Paid
1	1,739
2	1,824
3	3,888
4	2,434
5	
6	
7	
Total	9,885

MANAGER _____

SCHOOL _____

DAYTIME PHONE _____

Boys' 2013 OSMO 3rd Region Basketball Tournament
February 25, 26, March 1, 2
Owensboro Sportscenter

Contractual Guarantees: \$40,000.00	<u>\$28,000.00 Guarantees</u>
Gate Receipts: <u>66,864.00</u>	Non participants: \$21,000.00
Total: \$106,864.00	Host School: 12,500.00
	Winning Team: 2,500.00
	Expenses: <u>4,000.00</u>
	\$40,000.00

EXPENSES

Announcer	\$215.00
Clock	140.00
Book Keeper	140.00
Officials	2,220.40
Team Trophies	134.88
All Region Trophies (15)	150.00
Game Ball	-0-
Scorebook	-0-
Ticket Sellers/Pass Gate (6)	840.00
Tournament Manager	500.00
Assistant Tournament Manager	50.00
Officials Manager	335.00
Hospitality	<u>522.00</u>
Total:	\$5,247.28
Deduct Expenses paid by City of Owensboro:	<u>\$4,000.00</u>
Expenses paid by 8 participants:	\$1,247.28

ADDITIONAL EXPENSES COMPED BY CITY

Ticket Takers (6)	\$600.00
Ushers (8)	800.00
EMT (2)	725.00
Security (4)	1,620.00
Tickets	<u>1,031.00</u>
	\$4,776.00

Host School

McLean County

Winner

Ohio County

Revenue Deductions

Rent to Sportscenter/15% of Receipts:	\$8,546.85
Ticket Surcharge Fees/\$1.00 per ticket:	9,885.00
Expenses/Guaranteed by City:	4,000.00
Expenses owed by 8 participants:	<u>1,247.28</u>
Total:	\$23,679.13

Revenue Distribution

7 Non-Participants	\$21,000.00
Host School	12,500.00
Winner	2,500.00
8 Participants	<u>47,184.87</u>
	\$83,184.87

Revenue:	\$106,864.00
Deducts:	<u>23,679.13</u>
Revenue Distribution to 15 schools	\$83,184.87

Participants Share Per Team

\$5,898.11

2013 OSMO

3rd REGION BASKETBALL TOURNAMENT

3rd REGION SCHOOLS	2013 REVENUE DISTRIBUTION
APOLLO	\$5,000.00
BRECKINRIDGE COUNTY	\$7,898.11
BUTLER COUNTY	\$7,898.11
DAVISS COUNTY	\$12,500.00
EDMONSON COUNTY	\$6,026.82
FREDERICK FRAIZE	\$5,000.00
GRAYSON COUNTY	\$8,924.93
HANCOCK COUNTY	\$6,026.82
McLEAN COUNTY	\$17,500.00
MEADE COUNTY	\$8,924.93
MUHLENBERG COUNTY	\$8,924.93
OHIO COUNTY	\$11,424.93
OWENSBORO	\$8,924.93
OWENSBORO CATHOLIC	\$11,424.93
WHITESVILLE TRINITY	\$5,000.00
TOTAL REVENUE DISTRIBUTION	\$131,399.44



KHSAA Regional Tournament Financial Report
 (return one copy to KHSAA by published deadlines. File separate reports for each tournament)

KHSAA Form GE53
Rev. 05/11

Sport (check one) Baseball Basketball Soccer Softball Volleyball
 Sport Activity (check one) Cheer

REGION # 3 BOYS or GIRLS

Held at Owensboro Sportscenter Dates Feb. 27, 28, March 2, 4, 2013

Part A	REVENUE ITEMS	Price(s)	Receipts	Totals
	Ticket Sales	\$6, \$8	\$35,144.00	
	Broadcasting			
	Sponsorship		\$28,000.00	
	TOTAL REVENUE (1)			\$63,144.00
Part B	EXPENSE ITEMS		Expenses	
	Game Officials		\$2,234.05	
	Trophies		\$282.73	
	Travel for Participating Teams			
	Other Itemized Expenses approved in advance by majority vote of schools in tournament (provide separate listing or list on back of this form)		Attached	
	TOTAL EXPENSES (2)			\$14,929.42
Part C	Net Profit (Part A (1) minus Part B (2) total)			\$48,214.58
Part D	Allowance to Host School - Maximum 15% for rental and incidental expenses unless otherwise approved by majority vote		Host \$7,500 Winner \$2,500	
Part E	Profit Subject to Division by Schools (Part C minus Part D)			\$38,214.58
Part F	Amount set aside for non participating schools by vote of ALL schools per Constitution Article VII, Section 2		\$14,000.00	
Part G	Amount to be Divided Among Participating Schools (Part E minus Part F)			\$24,214.58

LIST BELOW INDIVIDUAL AMOUNTS DISTRIBUTED FOR REGIONAL TOURNAMENT NET PROFITS FROM PART E ABOVE, NOT INCLUDING TRAVEL EXPENSES. IF ANY OTHER PLAN FOR THE DIVISION OF TOURNAMENT RECEIPTS IS USED, A MAJORITY VOTE OF THE PARTICIPATING SCHOOLS MUST BE OBTAINED, DOCUMENTED, AND SENT TO THE KHSAA. ATTACH ADDITIONAL SHEETS IF EXPLANATION NEEDED.

School	Amount	School	Amount	School	Amount
Daviess County	\$9,500.00	Grayson County	\$3,026.82	Butler County	\$2,000.00
Owensboro Catholic	\$5,526.82	Edmonson County	\$3,026.82	Breckenridge Co.	\$2,000.00
Meade County	\$3,026.82	Owensboro	\$3,026.82	Apollo	\$2,000.00
Hancock County	\$3,026.82	McLean County	\$2,000.00		
Muhlenberg County	\$3,026.82	Whitesville Trinity	\$2,000.00		
Ohio County	\$3,026.82	Frederick Fraize	\$2,000.00		

PAID ATTENDANCE BY SESSION (Tickets Sold NOT money received)

Session	Paid
1	1,194
2	810
3	1,434
4	1,562
5	
6	
7	
Total	5,000

Jeff Humley
MANAGER

Daviess Co. High School
SCHOOL

270-852-7325
DAYTIME PHONE



KHSAA Regional Tournament Financial Report
 (return one copy to KHSAA by published deadlines. File separate reports for each tournament)

KHSAA Form GE53
 Rev. 05/11

Sport (check one) Baseball Basketball Soccer Softball Volleyball
 Sport Activity (check one) Cheer

MAY 08 2013

REGION # 4 BOYS or GIRLS

Held at WKU - Diddle Arena / Berea Co. HS Dates _____

Part A	REVENUE ITEMS	Price(s)	Receipts	Totals
	Ticket Sales	5.00	19,780. ⁰⁰	
	Broadcasting		—	
	Sponsorship		—	
	TOTAL REVENUE (1)			19,780. ⁰⁰
Part B	EXPENSE ITEMS		Expenses	
	Game Officials		2,206.40	
	Trophies		452.73	
	Travel for Participating Teams		1,030.00	
	Other Itemized Expenses approved in advance by majority vote of schools in tournament (provide separate listing or list on back of this form)		7,822.82	
	TOTAL EXPENSES (2)			11,511.95
Part C	Net Profit (Part A (1) minus Part B (2) total)			8,268.05
Part D	Allowance to Host School - Maximum 15% for rental and incidental expenses unless otherwise approved by majority vote		—	
Part E	Profit Subject to Division by Schools (Part C minus Part D)			8,268.05
Part F	Amount set aside for non participating schools by vote of ALL schools per Constitution Article VII, Section 2		—	
Part G	Amount to be Divided Among Participating Schools (Part E minus Part F)			8,268.05

LIST BELOW INDIVIDUAL AMOUNTS DISTRIBUTED FOR REGIONAL TOURNAMENT NET PROFITS FROM PART E ABOVE, NOT INCLUDING TRAVEL EXPENSES. IF ANY OTHER PLAN FOR THE DIVISION OF TOURNAMENT RECEIPTS IS USED, A MAJORITY VOTE OF THE PARTICIPATING SCHOOLS MUST BE OBTAINED, DOCUMENTED, AND SENT TO THE KHSAA. ATTACH ADDITIONAL SHEETS IF EXPLANATION NEEDED.

School	Amount	School	Amount	School	Amount
BG	1,033.52	ACS	1,033.52		
Glasgow	1,033.52	Metairie Co.	1,033.52		
Russell Co.	1,033.52				
FS	1,033.52				
Todd Co.	1,033.52				
WC	1,033.52				

PAID ATTENDANCE BY SESSION (Tickets Sold NOT money received)

Session	Paid
1	819
2	585
3	1,351 — Berea Co.
4	
5	
6	
7	
Total	2,755

FSH
 MANAGER

Franklin Simpson
 SCHOOL

270-586-3273
 DAYTIME PHONE

Travel

Bowling Green -	90 miles -	90. ⁰⁰
Russell Co. -	290 miles -	290. ⁰⁰
Franklin - Snyders -	120 miles -	120. ⁰⁰
Todd Co. Central -	250 miles -	250. ⁰⁰
Allen Co. -	130 miles -	130. ⁰⁰
Warren Central -	90 miles -	90. ⁰⁰
Metairie Co -	60 miles -	60. ⁰⁰
		<hr/>
		1,030. ⁰⁰

1,033.52

Expenses

EA Diddle Scholarship	215. ⁰⁰
Clack Operator	60. ⁰⁰
Tinner	60. ⁰⁰
Book-keeper	60. ⁰⁰
PA	60. ⁰⁰
Hosp. mgr	125. ⁰⁰
WKU Ticket Sellers / Ticket	850. ⁰⁰
Touring / other Supplies	912. ⁵⁰
Hospitality -	267. ⁴⁸
WKU - Expenses Security / Clean up / etc	3,377. ⁵²
Gerald Printing	110. ³²
Ticket mgr.	225. ⁰⁰
	200. ⁰⁰
WKU - Community College Relation medical	200. ⁰⁰
Berren Co. Expenses - Clean up, Hosp. / Clack / PA / Ticket Takers	1,100. ⁰⁰
	<hr/>
	7,822. ⁸²



KHSAA Regional Tournament Financial Report
 (return one copy to KHSAA by published deadlines. File separate reports for each tournament)

KHSAA Form GE53
 Rev. 05/11
 MAY 03 2013

Sport (check one) Baseball Basketball Soccer Softball Volleyball
 Sport Activity (check one) Cheer

REGION # 4 BOYS or GIRLS

Held at _____ Dates _____

Part A	REVENUE ITEMS	Price(s)	Receipts	Totals
	Ticket Sales	5.00	46,635	
	Broadcasting		—	
	Sponsorship		—	
	TOTAL REVENUE (1)			46,635.00
Part B	EXPENSE ITEMS		Expenses	
	Game Officials		2,081.10	
	Trophies		452.73	
	Travel for Participating Teams		1,160.00	
	Other Itemized Expenses approved in advance by majority vote of schools in tournament (provide separate listing or list on back of this form)		12,307.81	
	TOTAL EXPENSES (2)			16,001.64
Part C	Net Profit (Part A (1) minus Part B (2) total)			30,633.36
Part D	Allowance to Host School - Maximum 15% for rental and incidental expenses unless otherwise approved by majority vote		—	
Part E	Profit Subject to Division by Schools (Part C minus Part D)			30,633.36
Part F	Amount set aside for non participating schools by vote of ALL schools per Constitution Article VII, Section 2		—	
Part G	Amount to be Divided Among Participating Schools (Part E minus Part F)			30,633.36

LIST BELOW INDIVIDUAL AMOUNTS DISTRIBUTED FOR REGIONAL TOURNAMENT NET PROFITS FROM PART E ABOVE, NOT INCLUDING TRAVEL EXPENSES. IF ANY OTHER PLAN FOR THE DIVISION OF TOURNAMENT RECEIPTS IS USED, A MAJORITY VOTE OF THE PARTICIPATING SCHOOLS MUST BE OBTAINED, DOCUMENTED, AND SENT TO THE KHSAA. ATTACH ADDITIONAL SHEETS IF EXPLANATION NEEDED.

School	Amount	School	Amount	School	Amount
Russellville	3,829.17	Benton Co.	3,829.17		
AES	3,829.17	Clinton Co.	3,829.17		
Russell Co.	3,829.17				
E-wood	3,829.17				
Warren Central	3,829.17				
FS	3,829.17				

PAID ATTENDANCE BY SESSION (Tickets Sold NOT money received)

Session	Paid
1	1,044
2	1,193
3	2,164
4	1,602
5	
6	
7	
Total	6,003

MANAGER

Franklin-Simpson HS
 SCHOOL

270-566-3273
 DAYTIME PHONE

Travel

Russellville -	100 miles -	100. ⁰⁰	3,829.17
Allen Co. -	50 miles -	50. ⁰⁰	
Russell Co. -	600 miles -	600. ⁰⁰	
Franklin - Syron -	50 miles -	50. ⁰⁰	
Berren Co. -	180 miles -	180. ⁰⁰	
Clinton Co. -	180 miles -	180. ⁰⁰	
		<hr/> 1,160. ⁰⁰	

Other Expenses

EA Diddle Scholarship	215. ⁰⁰
Ticket Mgr.	200. ⁰⁰
Congress/Community Relations	200. ⁰⁰
Stats	315. ⁰⁰
Clock Operator	140. ⁰⁰
Score book	140. ⁰⁰
Time Operator	140. ⁰⁰
Trainer	140. ⁰⁰
PA	140. ⁰⁰
Hospitality mgr.	125. ⁰⁰
WKA - Ticket sales/Tickets	1,810. ⁰⁰
Ticket mgr. / other Spills	944.54
WKA - Expenses Security / Clean up / Etc.	6,751.04
Hospitality	936.91
Gerald's Printing	110.32
	<hr/> 12,307.81



KHSAA Regional Basketball Tournament Financial Report
 (return one copy to KHSAA by published deadlines. File separate reports if Girls and Boys
 Tournaments are held separately)

MAR 14 2013

KHSAA Form BK106
Rev. 01/06

REGION # **5** BOYS **X** or GIRLS HELD AT **Hart County High School** DATES **Feb. 25 & 26
March 1 & 2,
2013**

Part A	REVENUE ITEMS	Price(s)	Receipts	Totals
	Ticket Sales	\$7.00	\$20,562.00	
	Broadcasting		\$ 300.00	
	Sponsorship			
	TOTAL REVENUE (1)			\$20,862.00
Part B	EXPENSE ITEMS		Expenses	
	Game Officials		\$2,047.50	
	Trophies		\$ 438.38	
	Travel for Participating Teams		\$ 0.00	
	Other Itemized Expenses approved in advance by majority vote of schools in tournament (provide separate listing or list on back of this form)		\$2,363.57	
	TOTAL EXPENSES (2)			\$4,849.45
Part C	Net Profit (Part A (1) minus Part B (2) total)			\$16,012.55
Part D	Allowance to Host School - Maximum 15% for rental and incidental expenses unless otherwise approved by majority vote			
Part E	Profit Subject to Division by Schools (Part C minus Part D)			\$16,012.55
Part F	Amount set aside for non participating schools by vote of ALL schools per Constitution Article VII, Section 2		\$3,682.88	
Part G	Amount to be Divided Among Participating Schools (Part E minus Part F)			\$12,329.67

LIST BELOW INDIVIDUAL AMOUNTS FOR REGIONAL TOURNAMENT NET PROFITS FROM PART E ABOVE, NOT INCLUDING TRAVEL EXPENSES

School	Amount	School	Amount	School	Amount
Adair Co. H.S.	\$1,441.13	North Hardin	\$1,441.13	Central Hardin	\$288.23
Bardstown H.S.	\$1,441.13	Taylor Co. H.S.	\$1,441.13	Fort Knox H.S.	\$288.23
Bethlehem H.S.	\$1,441.13	Hart Co. H.S.	\$1,088.81	Elizabethtown	\$288.23
Caverna H.S.	\$1,441.13	Green Co. H.S.	\$288.23	Nelson Co. H.S.	\$288.23
John Hardin	\$2,241.76	Marion Co. H.S.	\$288.23	Washington Co.	\$288.23
Larue Co. H.S.	\$1,441.13	Campbellsville	\$288.23	Thomas Nelson	\$288.23

PAID ATTENDANCE BY SESSIONS (Tickets Sold NOT money received)

BOYS			GIRLS			COMBINED		
Session	Paid		Session	Paid		Session	Paid	
Feb. 25	651							
Feb. 26	494							
March 1	1221							
March 2	568							
5								
6								
7								
Total	2934		Total			Total		

**** NOTE ** IF ANY OTHER PLAN FOR THE DIVISION OF TOURNAMENT RECEIPTS IS USED, A MAJORITY VOTE OF THE PARTICIPATING SCHOOLS MUST BE OBTAINED, DOCUMENTED, AND SENT TO THE KHSAA.**

Jerry Taylor
MANAGER

Hart County High School
SCHOOL

(270) 524-2332
DAYTIME PHONE

**Boys 5th Regional Basketball
Tournament**

February 25 & 26, 2013

March 1 & 2, 2013

EXPENSES

Announcer.....	100.00
Timer.....	100.00
Scorer.....	100.00
Gate Workers.....	487.57*
Custodians.....	554.39*
Tournament Mgr.....	322.95*
Bookkeeper.....	80.74*
Security.....	358.49
Miscellaneous (Posters, Scorebook, Nets, Tickets, Laminating).....	157.98
Hospitality Room Coordinator.....	101.45*
TOTAL	2,363.57

***Includes payroll taxes for district employees**



KHSAA Regional Basketball Tournament Financial Report
 (return one copy to KHSAA by published deadlines. File separate reports if Girls and Boys
 Tournaments are held separately)

KHSAA Form BK106
Rev. 01/06

MAR 18 2013

REGION # 5 BOYS or GIRLS X HELD AT Green County DATES Feb. 27, 28 & Mar. 3 & 5, 2013

Part A	REVENUE ITEMS	Price(s)	Receipts	Totals
	Ticket Sales	\$7.00	\$22,880.00	
	Broadcasting			
	Sponsorship			
	TOTAL REVENUE (1)			\$22,880.00
Part B	EXPENSE ITEMS		Expenses	
	Game Officials		\$1,916.60	
	Trophies		\$ 530.88	
	Travel for Participating Teams			
	Other Itemized Expenses approved in advance by majority vote of schools in tournament (provide separate listing or list on back of this form)		\$3,490.00	
	TOTAL EXPENSES (2)			\$ 5,937.48
Part C	Net Profit (Part A (1) minus Part B (2) total)			\$16,942.52
Part D	Allowance to Host School - Maximum 15% for rental and incidental expenses unless otherwise approved by majority vote			
Part E	Profit Subject to Division by Schools (Part C minus Part D)			\$16,942.52
Part F	Amount set aside for non participating schools by vote of ALL schools per Constitution Article VII, Section 2		\$3,896.76	
Part G	Amount to be Divided Among Participating Schools (Part E minus Part F)			\$13,045.76

LIST BELOW INDIVIDUAL AMOUNTS FOR REGIONAL TOURNAMENT NET PROFITS FROM PART E ABOVE, NOT INCLUDING TRAVEL EXPENSES

School	Amount	School	Amount	School	Amount
Marion	2,371.95	North Hardin	1,524.83	Thomas Nelson	304.96
Larue	1,524.83	Washington	1,524.83	Hart	304.96
Caverna	1,524.83	Green	1,152.12	Bardstown	304.96
Adair County	1,524.83	Bethlehem	304.96	Central Hardin	304.96
Elizabethtown	1,524.83	Taylor Co.	304.96	Ft. Knox	304.96
Nelson County	1,524.83	Campbellsville	304.96	John Hardin	304.96

PAID ATTENDANCE BY SESSIONS (Tickets Sold NOT money received)

BOYS		GIRLS		COMBINED	
Session	Paid	Session	Paid	Session	Paid
1		406	2,842.00		
2		408	2,856.00		
3		471	3,297.00		
4		876	6,132.00		
5		1107	7,749.00		
6					
7					
Total		Total	22,876.00	Total	

**** NOTE ** IF ANY OTHER PLAN FOR THE DIVISION OF TOURNAMENT RECEIPTS IS USED, A MAJORITY VOTE OF THE PARTICIPATING SCHOOLS MUST BE OBTAINED, DOCUMENTED, AND SENT TO THE KHSAA.**

Tim Deaton Green County High School (270) 932-6610
 MANAGER SCHOOL DAYTIME PHONE

GREEN COUNTY HIGH SCHOOL
 GIRLS FIFTH REGIONAL TOURNAMENT
 Feb. 27 & 28, 2013, & March 3 & 5, 2013

GATE RECEIPTS

Round I	Wednesday	02/27/2013	5:00	\$2,842.00
Round II	Thursday	02/28/2013	5:00	2,856.00
Round III	Sunday	03/03/2013	1:00.....	3,300.00
Round III	Sunday	03/03/2013	5:00	6,129.00
Finals	Tuesday	03/05/2013	6:30	7,753.00

TOTAL CASH RECEIPTS\$22,880.00

EXPENITURES – Officials (Fee and Travel)

Kyle Bottoms.....	\$ 280.00
Judith Dyehouse	378.00
Chris Hogue.....	280.00
Greg Price.....	210.00
Willie Hoskins.....	357.00
Brad Mink.....	411.60

OFFICIALS TOTAL..... \$1,916.60

OPERATIONAL EXPENSES

Timer	\$ 140.00
Scorer.....	140.00
P.A.	135.00
Gate Workers/Coordinators.....	850.00
Stats	175.00
Trophies (2)	134.88
Plaques.....	396.00
Parking.....	500.00
Postage, Fax, Telephone, Etc.	125.00
Nets, Scorebook, Tickets, Supplies, Misc.....	275.00
Tournament Manager	300.00
Security.....	200.00
Custodial Services	150.00
Hospitality Room	500.00

OPERATIONAL TOTAL EXPENSES\$4,020.88

TOTAL RECEIPTS

Cash Receipts\$22,880.00

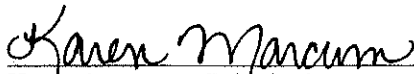
TOURNAMENT NET.....	\$16,942.52
MINUS PARTICIPATING SCHOOL SHARES.....	13,045.76
MINUS NON-PARTICIPATING SCHOOL SHARES.....	3,896.76
BALANCE	-0-

GREEN COUNTY HIGH SCHOOL
GIRLS FIFTH REGIONAL TOURNAMENT
Feb. 27 & 28, 2013 and Mar. 3 & 5, 2013


PASS GATE (NON-PAYING) STATISTICS BY GAME SESSION
(Coaches, Officials, Administrators, and others)

Round One, Feb. 27, 2013	114 X \$7.00 =	790.00
Round Two, Feb. 28, 2013.....	128 X \$7.00 =	896.00
Round Three, March 3, 2013 Game 1.....	133 X \$7.00 =	931.00
Round Three, March 3, 2013 Game 2.....	119 X \$7.00 =	833.00
Round Four, March 5, 2013	118 X \$7.00 =	826.00

TOTAL NON-PAYING PASSES =..... \$4,276.00



Karen Marcum, Principal
Green County High School



Tim Deaton, Athletic Director
Green County High School



KHSAA Regional Basketball Tournament Financial Report
 (return one copy to KHSAA by published deadlines. File separate reports if Girls and Boys
 Tournaments are held separately)

KHSAA Form BK106
Rev. 01/06

REGION # 6/7 BOYS or GIRLS HELD AT BELLARMINE/VALLEY HS DATES 2/25-3/5/13

Part A	REVENUE ITEMS	Price(s)	Receipts	Totals
	Ticket Sales	\$7/\$4	\$27584	
	Broadcasting		\$250	
	Sponsorship		\$1500	
	TOTAL REVENUE (1)			\$29,334.00
Part B	EXPENSE ITEMS		Expenses	
	Game Officials		\$3,770.55	
	Trophies		\$265.46	
	Travel for Participating Teams			
	Other Itemized Expenses approved in advance by majority vote of schools in tournament (provide separate listing or list on back of this form)		\$14655.69	
	TOTAL EXPENSES (2)			\$18,691.70
Part C	Net Profit (Part A (1) minus Part B (2) total)			\$10,642.30
Part D	Allowance to Host School - Maximum 15% for rental and incidental expenses unless otherwise approved by majority vote			
Part E	Profit Subject to Division by Schools (Part C minus Part D)			\$10,642.30
Part F	Amount set aside for non participating schools by vote of ALL schools per Constitution Article VII, Section 2			
Part G	Amount to be Divided Among Participating Schools (Part E minus Part F)			\$10,642.30

LIST BELOW INDIVIDUAL AMOUNTS FOR REGIONAL TOURNAMENT NET PROFITS FROM PART E ABOVE, NOT INCLUDING TRAVEL EXPENSES

School	Amount	School	Amount	School	Amount
BUTLER	665.15	BULLITT EAST	665.15	CENTRAL	665.15
HOLY CROSS	665.15	WESTERN	665.15	ASSUMPTION	665.15
MOORE	665.15	BALLARD	665.15	CAL	665.15
NO BULLITT	665.15	SENECA	665.15	SACRED HEART	665.15
PRP	665.15	MALE	665.15		
MERCY	665.15	MANUAL	665.15		

PAID ATTENDANCE BY SESSIONS (Tickets Sold NOT money received)

BOYS		GIRLS		COMBINED	
Session	Paid	Session	Paid	Session	Paid
1	679				
2	723				
3	1470				
4	1231				
5					
6					
7					
Total		Total		Total	

**** NOTE ** IF ANY OTHER PLAN FOR THE DIVISION OF TOURNAMENT RECEIPTS IS USED, A MAJORITY VOTE OF THE PARTICIPATING SCHOOLS MUST BE OBTAINED, DOCUMENTED, AND SENT TO THE KHSAA.**

STEVEN SILVANO
MANAGER

MOORE
SCHOOL

502-485-8711
DAYTIME PHONE



KHSAA Regional Basketball Tournament Financial Report
 (return one copy to KHSAA by published deadlines. File separate reports if Girls and Boys
 Tournaments are held separately)

KHSAA Form BK106
Rev. 01/06

REGION # 6/7 BOYS X or GIRLS _____ HELD AT VALLEY HIGH SCHOOL DATES 2/25-3/2/13

Part A	REVENUE ITEMS	Price(s)	Receipts	Totals
	Ticket Sales	\$7/\$4	\$71462	
	Broadcasting		\$250	
	Sponsorship		\$1500	
	TOTAL REVENUE (1)			\$73,212.00
Part B	EXPENSE ITEMS		Expenses	
	Game Officials		\$3842.90	
	Trophies		\$265.46	
	Travel for Participating Teams		\$19,504.53	
	Other Itemized Expenses approved in advance by majority vote of schools in tournament (provide separate listing or list on back of this form)			
	TOTAL EXPENSES (2)			\$23,612.89
Part C	Net Profit (Part A (1) minus Part B (2) total)			\$49,599.11
Part D	Allowance to Host School - Maximum 15% for rental and incidental expenses unless otherwise approved by majority vote			
Part E	Profit Subject to Division by Schools (Part C minus Part D)			\$49,599.11
Part F	Amount set aside for non participating schools by vote of ALL schools per Constitution Article VII, Section 2			
Part G	Amount to be Divided Among Participating Schools (Part E minus Part F)			\$49,599.11

LIST BELOW INDIVIDUAL AMOUNTS FOR REGIONAL TOURNAMENT NET PROFITS FROM PART E ABOVE, NOT INCLUDING TRAVEL EXPENSES

School	Amount	School	Amount	School	Amount
BUTLER	3099.95	BULLITT EAST	3099.95	CENTRAL	3099.95
FERN CREEK	3099.95	SOUTHERN	3099.95	ST XAVIER	3099.95
MOORE	3099.95	BALLARD	3099.95	TRINITY	3099.95
FAIRDALE	3099.95	SENECA	3099.95	EASTERN	3099.95
PRP	3099.95	MALE	3099.95		
DOSS	3099.95	MANUAL	3099.95		

PAID ATTENDANCE BY SESSIONS (Tickets Sold NOT money received)

BOYS		GIRLS		COMBINED	
Session	Paid	Session	Paid	Session	Paid
1	1455				
2	1341				
3	1657				
4	1909				
5	2151				
6	2022				
7					
Total		Total		Total	

**** NOTE ** IF ANY OTHER PLAN FOR THE DIVISION OF TOURNAMENT RECEIPTS IS USED, A MAJORITY VOTE OF THE PARTICIPATING SCHOOLS MUST BE OBTAINED, DOCUMENTED, AND SENT TO THE KHSAA.**

STEVEN SILVANO
MANAGER

MOORE
SCHOOL

502-485-8711
DAYTIME PHONE



KHSAA Regional Tournament Financial Report
 (return one copy to KHSAA by published deadlines. File separate reports for each tournament)

KHSAA Form GE53
Rev. 05/11

Sport (check one) Baseball Basketball Soccer Softball Volleyball
 Sport Activity (check one) Cheer

REGION # 8 BOYS or GIRLS

Held at Henry County Dates Feb 25, 26 March 1,2

Part A	REVENUE ITEMS	Price(s)	Receipts	Totals
	Ticket Sales	6	35533	
	Broadcasting			
	Sponsorship			
	TOTAL REVENUE (1)			35533
Part B	EXPENSE ITEMS		Expenses	
	Game Officials		1719.20	
	Trophies		119.50	
	Travel for Participating Teams			
	Other Itemized Expenses approved in advance by majority vote of schools in tournament (provide separate listing or list on back of this form)		4648.26	
	TOTAL EXPENSES (2)			6486.96
Part C	Net Profit (Part A (1) minus Part B (2) total)			29046.04
Part D	Allowance to Host School - Maximum 15% for rental and incidental expenses unless otherwise approved by majority vote		2904.60	
Part E	Profit Subject to Division by Schools (Part C minus Part D)			26141.44
Part F	Amount set aside for non participating schools by vote of ALL schools per Constitution Article VII, Section 2		2904.60	
Part G	Amount to be Divided Among Participating Schools (Part E minus Part F)			23236.84

LIST BELOW INDIVIDUAL AMOUNTS DISTRIBUTED FOR REGIONAL TOURNAMENT NET PROFITS FROM PART E ABOVE, NOT INCLUDING TRAVEL EXPENSES. IF ANY OTHER PLAN FOR THE DIVISION OF TOURNAMENT RECEIPTS IS USED, A MAJORITY VOTE OF THE PARTICIPATING SCHOOLS MUST BE OBTAINED, DOCUMENTED, AND SENT TO THE KHSAA. ATTACH ADDITIONAL SHEETS IF EXPLANATION NEEDED.

School	Amount		School	Amount		School	Amount
Anderson Co	2904	60	Eminence	2904	60	North Oldham	322.73
Collins	2904	60	Owen co	2904	60	Williamstown	322.73
Oldham Co	2904	60	Henry Co	322	73	Walton-Verona	322.73
South Oldham	2904	60	Gallatin Co	322	73	Shelby Co	322.73
Grant Co	2904	60	Carroll Co	322	73	Spencer Co	322.73
Simon-Kenton	2904	60	Trimble Co	322	73		

PAID ATTENDANCE BY SESSION (Tickets Sold NOT money received)

Session	Paid
1	1099
2	1285
3	1869
4	1622
5	
6	
7	
Total	

Todd Gilley
MANAGER

Henry Co
SCHOOL

502-845-8670
DAYTIME PHONE



KHSAA Regional Tournament Financial Report
 (return one copy to KHSAA by published deadlines. File separate reports for each tournament)

KHSAA Form GE53
Rev. 05/11

MAR 18 2013

Sport (check one) Baseball Basketball Soccer Softball Volleyball
 Sport Activity (check one) Cheer

REGION # 8 BOYS or GIRLS X

Held at NORTH OLDHAM HIGH SCHOOL Dates 2/27/13, 2/28/13, 3/4/13, 3/6/13

Part A	REVENUE ITEMS	Price(s)	Receipts	Totals
	Ticket Sales	\$7.00	\$11,830.00	
	Broadcasting		0	
	Sponsorship		0	
	TOTAL REVENUE (1)			\$11,830.00
Part B	EXPENSE ITEMS		Expenses	
	Game Officials		\$1,615.60	
	Trophies		\$265.03	
	Travel for Participating Teams		0	
	Other Itemized Expenses approved in advance by majority vote of schools in tournament (provide separate listing or list on back of this form)		\$3,616.45	
	TOTAL EXPENSES (2)			\$5,497.08
Part C	Net Profit (Part A (1) minus Part B (2) total)			\$6,332.92
Part D	Allowance to Host School - Maximum 15% for rental and incidental expenses unless otherwise approved by majority vote		N/A	
Part E	Profit Subject to Division by Schools (Part C minus Part D)			\$6,332.92
Part F	Amount set aside for non participating schools by vote of ALL schools per Constitution Article VII, Section 2		N/A	
Part G	Amount to be Divided Among Participating Schools (Part E minus Part F)			\$6,332.92

LIST BELOW INDIVIDUAL AMOUNTS DISTRIBUTED FOR REGIONAL TOURNAMENT NET PROFITS FROM PART E ABOVE, NOT INCLUDING TRAVEL EXPENSES. IF ANY OTHER PLAN FOR THE DIVISION OF TOURNAMENT RECEIPTS IS USED, A MAJORITY VOTE OF THE PARTICIPATING SCHOOLS MUST BE OBTAINED, DOCUMENTED, AND SENT TO THE KHSAA. ATTACH ADDITIONAL SHEETS IF EXPLANATION NEEDED.

School	Amount	School	Amount	School	Amount
ANDERSON COUNTY	\$633.30	OLDHAM COUNTY	\$633.30	CARROLL COUNTY	\$79.15
SIMON KENTON	\$633.30	OWEN COUNTY	\$633.30	EMINENCE	\$79.15
COLLINS	\$633.30	NORTH OLDHAM	\$633.30	HENRY COUNTY	\$79.15
GRANT COUNTY	\$633.30	TRIMBLE COUNTY	\$79.15	WALTON VERONA	\$79.16
GALLATIN COUNTY	\$633.30	SHELBY COUNTY	\$79.15	WILLIAMSTOWN	\$79.16
SOUTH OLDHAM	\$633.30	SPENCER COUNTY	\$79.15		

PAID ATTENDANCE BY SESSION (Tickets Sold NOT money received)

Session	Paid
1	355
2	416
3	454
4	465
5	
6	
7	
Total	1690

TOM CLEMONS
MANAGER

NORTH OLDHAM HIGH SCHOOL
SCHOOL

(502) 228-0158 X310
DAYTIME PHONE

2013 REGION 8
REGIONAL GIRLS' BASKETBALL

MAR 18 2013

	RECEIPTS	EXPENSES	EXPENSES TOTAL	PROFIT
02/27/13	GATE ROUND 1	\$2,435.00		
02/28/13	GATE ROUND 2	\$2,912.00		
03/04/13	GATE ROUND 3	\$3,169.00		
03/06/13	GATE - FINAL	\$3,282.75		
02/27/13	OFFICIALS - ROUND 1/GAME 1	\$230.30		
02/27/13	OFFICIALS -ROUND 1/GAME 2	\$231.00		
02/28/13	OFFICIALS - ROUND 2/GAMES 1 & 2	\$461.30		
03/04/13	OFFICIALS - ROUND 3/GAMES 1 & 2	\$462.00		
03/06/13	OFFICIALS - FINAL GAME	\$231.00		
	OFFICIALS TOTAL:		\$1,615.60	
02/21/13	RIHERDS (TROPHIES) 16544	\$132.73		
02/26/13	LOUISVILLE AWARDS(ALL TOURNEY) 16553	\$132.30		
	AWARDS/TROPHIES TOTAL:		\$265.03	
02/05/13	SHIVELY SPORTING (NETS) 16456	\$46.00		
02/26/13	SHIVELY SPORTING (BALL&SCOREBOOKS) 16556	\$98.50		
	GATE WORKERS	\$400.00		
	OFFICIAL SCOREKEEPER /PETE WILLIAMS	\$100.00		
	OFFICIAL TIMER/GREG MORSMAN	\$100.00		
	ANNOUNCER/RICK GREGORY & CHRIS WAITS	\$100.00		
	CUSTODIAL COVERAGE	\$379.42		
	BOOKKEEPER/ROXANE GRAYSON	\$50.00		
	TOURNAMENT MANAGER/TOM CLEMONS	\$400.00		
	SECURITY COVERAGE/MALCOLM PATTERSON	\$642.53		
	HOSPITALITY ROOM/ NOHS BOOSTER	\$800.00		
	ANDERSON COUNTY CHAMPION STATE TOURNEY FEE	\$500.00		
	OTHER ITEMIZED EXPENSES TOTAL:		\$3,616.45	
	DIFFERENCE IN GATE RECEIPTS PAID BY GA	\$31.25		
		\$11,830.00	\$5,497.08	\$6,332.92

Region 9 Basketball Tournament
2/25-3/4/2013

	<u>Shares</u>	<u>Gross</u>	<u>Balance of</u> <u>Consignment</u>	<u>Less:</u> <u>Band Tally</u>	<u>Unapproved</u> <u>pass list</u> <u>signatures</u>	<u>Net</u>
	<u>Earned</u>		<u>Tickets</u>			
Boone County	2	4,666.60	-	(180.00)	(16.00)	4,470.60
Cooper	2	4,666.60	-	-	(8.00)	4,658.60
Covington Catholic	3	6,999.90	-	-	(48.00)	6,951.90
Dixie Heights	2	4,666.60	54.00	(240.00)	(8.00)	4,472.60
Highlands	3	6,999.90	-	-	-	6,999.90
Holmes	5	11,666.50	(294.00)	(690.00)	(72.00)	10,610.50
Newport	3	6,999.90	-	(324.00)	(216.00)	6,459.90
Newport Catholic	1	2,333.30	-	-	-	2,333.30
Notre Dame	4	9,333.20	-	(354.00)	-	8,979.20
Ryle	3	6,999.90	-	(348.00)	(40.00)	6,611.90
St. Henry	2	4,666.60	-	-	-	4,666.60
		<u>69,999.00</u>				<u>67,215.00</u>
Total Received		69,999.00				
Total Shares		30.00				
Per Share Value		2,333.30				



ENK0225-ENK0226-ENK0227-
 ENK0301-ENK0302-ENK0303-
 ENK0303E-ENK0304

Final Event Settlement
Region 9 Basketball Tournament
 2/25-3/4/2013

Event Code:

Promoter:

KHSAA Region 9

	# of Paid Tickets	# of Comp Tickets	\$\$ Amount
Gross Ticket Sales-			
Monday, February 25, 2013	1,721	4	13,058.00
Tuesday, February 26, 2013	3,896	41	29,268.00
Wednesday, February 27, 2013	469	6	3,414.00
Friday, March 1, 2013	772	4	5,578.00
Saturday, March 2, 2013	3,427	25	25,012.00
Sunday, March 3, 2013	947	5	6,738.00
Sunday, March 3, 2013 Evening	4,863	30	36,850.00
Monday, March 4, 2013	1,017	14	7,580.00
Net Ticket Sales	17,112	129	\$ 127,498.00
Guarantee			
Region 9 Guarantee			\$ 65,000.00
Less: Band Tally (See attached for detail)			(2,136.00)
Less: Unapproved pass list signatures (See attached for detail)			(408.00)
Less: Outstanding consignment deducted (See attached for detail)			(240.00)
Expenses:			
Rent (7 days @ \$7,500 per day)			\$ 52,500.00
Officials labor over \$4,000 per contract			-
Cost of Team Meals over \$1,500 per contract			-
Cost of Trophies over \$1,500 per contract			-
Total Expenses			52,500.00
Net Profit Before Split			9,998.00
Balance Due to/(from) Promoter			\$ 67,215.00

SMG Approval

Date

Promoter Approval



KHSAA Regional Tournament Financial Report
 (return one copy to KHSAA by published deadlines. File separate reports for each tournament)

KHSAA Form GE53
 Rev. 05/11

Sport (check one) Baseball Basketball Soccer Softball Volleyball
 Sport Activity (check one) Cheer

REGION # 10 BOYS or GIRLS

Held at Mason Co. Fieldhouse Dates February . 25 -26 March 1 -2

Part A	REVENUE ITEMS	Price(s)	Receipts	Totals
	Ticket Sales 2429 @ 7:00 3993 @ \$5.00	\$ 7 & \$ 5	\$36,968	
	Broadcasting			
	Sponsorship			
	TOTAL REVENUE (1)			\$36,968
Part B	EXPENSE ITEMS		Expenses	
	Game Officials		\$ 1470	
	Trophies		\$ 136.17	
	Travel for Participating Teams		\$1911	
	Other Itemized Expenses approved in advance by majority vote of schools in tournament (provide separate listing or list on back of this form)		\$ 2844.51	
	TOTAL EXPENSES (2)			\$6361.68
Part C	Net Profit (Part A (1) minus Part B (2) total)			\$ 30, 606.32
Part D	Allowance to Host School - Maximum 15% for rental and incidental expenses unless otherwise approved by majority vote		\$ 4500	
Part E	Profit Subject to Division by Schools (Part C minus Part D)			\$ 26, 106.32
Part F	Amount set aside for non participating schools by vote of ALL schools per Constitution Article VII, Section 2		X	
Part G	Amount to be Divided Among Participating Schools (Part E minus Part F)			\$3263.29

LIST BELOW INDIVIDUAL AMOUNTS DISTRIBUTED FOR REGIONAL TOURNAMENT NET PROFITS FROM PART E ABOVE, NOT INCLUDING TRAVEL EXPENSES. IF ANY OTHER PLAN FOR THE DIVISION OF TOURNAMENT RECEIPTS IS USED, A MAJORITY VOTE OF THE PARTICIPATING SCHOOLS MUST BE OBTAINED, DOCUMENTED, AND SENT TO THE KHSAA. ATTACH ADDITIONAL SHEETS IF EXPLANATION NEEDED.

School	Amount	School	Amount	School	Amount
Augusta	\$3263.29	Nicholas Co.	\$3263.29		
Bishop Brossart	\$3263.29	Scott	\$3263.29		
Bracken Co.	\$3263.29				
Clark Co.	\$3263.29				
Harrison Co.	\$3263.29				
Montgomery Co.	\$3263.29				


PAID ATTENDANCE BY SESSION (Tickets Sold NOT money received)

Session	Paid
1	859
2	1570
3	1416
4	812
5	1765
6	
7	
Total	6422

Fred Hester
 MANAGER

Mason Co.
 SCHOOL


606-584-2758
 DAYTIME PHONE



Mason County Athletics

1320 US 68
Maysville, KY 41056
(606) 564-3393
(606) 564-5360 (F)

fred.hester@mason.kyschools.us
Cell 606-584-2758



2013 Boy's 10th Region Basketball Tournament Financial Report--held at Mason Co. High School

Part B continued-Other Itemized Expenses

Officials Mileage	\$ 695.30
Scorer	\$ 125
Timer	\$ 125
Announcer	\$ 125
Statistician	\$ 125
Tournament Doctor	\$ 125
Tournament Manager	\$ 600
Individual Plaques	\$ 400
Gate Admission Tickets	\$ 202.70
School Admission Passes & Parking Passes	\$ 93.51
Anti-Whip Nets	\$ 20
Scorebook	\$ 8
Scouting Allowance (Scott & Montgomery)	\$ 200.
	<hr/>
	\$ 2844.51

Team Travel Mileage at 1.50 per mile round trip

Bishop Brossart(46)	2 Trips	184 miles	\$ 276
GR Clark (63)	1 Trip	126 miles	\$ 189
Scott (57)	3 Trips	342 miles	\$ 513
Nicholas County(35)	1 Trip	60 miles	\$ 105
Montgomery Co.(50)	3 Trips	300 miles	\$ 450
Bracken Co. (18)	1 Trip	36 miles	\$ 54
Harrison Co. (44)	2 Trips	176 miles	\$ 264
Augusta (20)	1 Trip	40 miles	\$ 60
			<hr/>
			\$ 1911

2013 10th Region Boys Tournament
Financial Report

Receipts

Session	Sold @ Gate	Total Money	Pass Door	Total Attendance
1	859 @ \$7.00	\$ 6,013.00	453	1312
2	1570 @ \$7.00	\$ 10,990.00	539	2109
3	1416 @ \$5.00	\$ 7,080.00	437	1853
4	812 @ \$5.00	\$ 4,060.00	421	1233
5	1765 @ \$5.00	\$ 8,825.00	447	2212
	6422	\$ 36,968.00	2297	8719

Expenses

Officials	\$ 1,470.00
Officials' Mileage	\$ 695.30
Scorer	\$ 125.00
Timer	\$ 125.00
Announcer	\$ 125.00
Statistician	\$ 125.00
Tournament Doctor	\$ 125.00
Allowance to Host School	\$ 4,500.00
Tournament Manger	\$ 600.00
Trophies	\$ 136.17
Individual Plaques	\$ 400.00
Mileage to teams	\$ 1,911.00
Tickets/Passes	\$ 296.21
Scorebook/Nets	\$ 28.00
Scouting Allowance	\$ 200.00
Total	\$ 10,861.68

Total Receipts	\$ 36,968.00
Total Expenses	\$ 10,861.68
Net Receipts	\$ 26,106.32

Each School in Tournament \$26106.32 divided by 8 = \$3263.29



School	Share	Plus Scouting	Plus Travel	Minus Tickets Charged @ Gate	Net Share
Montgomery Co.	\$ 3,263.29	\$ 100.00	\$ 450.00	\$ 694.00	\$ 3,119.29
Scott	\$ 3,263.29	\$ 100.00	\$ 513.00	\$ 94.00	\$ 3,782.29
Bishop Brossart	\$ 3,263.29	\$ -	\$ 276.00	\$ -	\$ 3,539.29
Harrison Co.	\$ 3,263.29	\$ -	\$ 264.00	\$ 120.00	\$ 3,407.29
Bracken Co.	\$ 3,263.29	\$ -	\$ 54.00	\$ -	\$ 3,317.29
Augusta	\$ 3,263.29	\$ -	\$ 60.00	\$ -	\$ 3,323.29
Nicholas Co.	\$ 3,263.29	\$ -	\$ 105.00	\$ 14.00	\$ 3,354.29
Clark Co.	\$ 3,263.29	\$ -	\$ 189.00	\$ -	\$ 3,452.29
Totals	\$ 26,106.32	\$ 200.00	\$ 1,911.00	\$ 922.00	\$ 27,295.32

MAR 13 2013



KHSAA Regional Basketball Tournament Financial Report
 (return one copy to KHSAA by published deadlines. File separate reports if Girls and Boys Tournaments are held separately)

KHSAA Form BK106
 Rev. 01/06

REGION # 10 BOYS or GIRLS HELD AT Nicholas Co DATES 2/27-28-3/4-6 2013

Part A	REVENUE ITEMS	Price(s)	Receipts	Totals
	Ticket Sales	7 ⁰⁰ - 5 ⁰⁰	716,196.00	
	Broadcasting			
	Sponsorship			
	TOTAL REVENUE (1)			
Part B	EXPENSE ITEMS		Expenses	
	Game Officials		2372.90	
	Trophies		715.28	
	Travel for Participating Teams		1530.00	
	Other Itemized Expenses approved in advance by majority vote of schools in tournament (provide separate listing or list on back of this form)		2531.15	
	TOTAL EXPENSES (2)			7159.33
Part C	Net Profit (Part A (1) minus Part B (2) total)			9036.67
Part D	Allowance to Host School - Maximum 15% for rental and incidental expenses unless otherwise approved by majority vote		3200.00	
Part E	Profit Subject to Division by Schools (Part C minus Part D)			5836.67
Part F	Amount set aside for non participating schools by vote of ALL schools per Constitution Article VII, Section 2			
Part G	Amount to be Divided Among Participating Schools (Part E minus Part F)			5836.67

LIST BELOW INDIVIDUAL AMOUNTS FOR REGIONAL TOURNAMENT NET PROFITS FROM PART E ABOVE, NOT INCLUDING TRAVEL EXPENSES

School	Amount	School	Amount	School	Amount
Nicholas	729.61	Campbell	729.58		
Clark	729.61	Montgomery	729.58		
Bishop	729.58				
Mason	729.58				
Pendleton	729.58				
Bracken	729.58				

Less 623⁰⁰ for NO PASSES

PAID ATTENDANCE BY SESSIONS (Tickets Sold NOT money received)

BOYS		GIRLS		COMBINED	
Session	Paid	Session	Paid	Session	Paid
1		1	429		
2		2	632		
3		3	832		
4		4	589		
5					
6					
7					
Total		Total	2482	Total	

**** NOTE ** IF ANY OTHER PLAN FOR THE DIVISION OF TOURNAMENT RECEIPTS IS USED, A MAJORITY VOTE OF THE PARTICIPATING SCHOOLS MUST BE OBTAINED, DOCUMENTED, AND SENT TO THE KHSAA.**

MANAGER Robert A. Heph SCHOOL NCHS DAYTIME PHONE 859-289-3780

REGION 10 GIRLS BASKETBALL

EXPENSES

MILEAGE

% OF MONTGOMERY 623.00 (HAD NO PASSES)

PRINTING	122.45	PENDLETON	63	89
TRAINER	210	CLARK	114	89
CLOCK	128	MONTGOMERY	216	0
ANNOUNCER	128	MASON	108	89
PASS GATE	128	BRACKEN	117	89
MANAGER	652.14	BISHOP	372	89
SCORE KEEPER	110	CAMPBELL	540	89
CLEANUP	852.56	NICHOLAS	0	89
SCOUTING	200			

SCOUTING
100 MONTGOMERY
100 CAMPBELL

TOTALS FOR ALL SCHOOLS

PENDLETON	941.58		
MONTGOMERY	422.58	100	522.58
CAMPBELL	1458.6	100	1558.6
BRACKEN CO	935.58		
MASON	926.58		
BISHOP	1190.6		
CLARK	932.61		
NICHOLAS	818.61		

KHSAA 11TH REGION BASKETBALL TOURNAMENT FINANCIAL REPORT----GIRLS---2013

(A) REVENUE: RECEIPTS TOTALS

TICKET SALES: PRICE \$6.00 EACH	\$12,744.00	
SPONSORSHIP:	\$300.00	
TOTAL REVENUE:	\$13,044.00	\$13,044.00

(B) EXPENSE ITEMS:

GAME OFFICIALS:	\$2,345.00	
TROPHIES:	\$569.50	
WORKERS:	\$1,865.00	
RENTAL:	\$1,500.00	
HOSPITALITY:	\$972.29	
TOTAL EXPENSES:	\$7,251.79	\$7,251.79

(C) NET PROFIT: \$5,792.21

(D) HOST SCHOOL: \$579.22
10%

TOTAL: \$579.22

(E) PROFIT SUBJECT TO DIVISION BY SCHOOLS: \$5,212.99

(F) AMOUNT SET ASIDE FOR NON PARTICIPATING SCHOOLS \$405.45
7%

1. BERIA	\$45.05
2. HENRY CLAY	\$45.05
3. LEXINGTON CATHOLIC	\$45.05
4. LEXINGTON CHRISTIAN	\$45.05
5. MODEL	\$45.05
6. SAYRE	\$45.05
7. TATES CREEK	\$45.05
8. WESTERN HILLS	\$45.05
9. WOODFORD COUNTY	\$45.05

TOTAL: \$405.45

(G) AMOUNT TO BE DIVIDED AMONG PARTICIPATING SCHOOLS \$4,807.53
83%

1. BRYAN STATION	\$600.94
8. FRANKFORT	\$600.94
2. FRANKLIN COUNTY	\$600.94
3. LAFAYETTE	\$600.94
4. MADISON CENTRAL	\$600.95
5. MADISON SOUTHERN	\$600.94
6. PAUL DUNBAR	\$600.94
7. SCOTT COUNTY	\$600.94

TOTAL: \$4,807.53

PAID ATTENDANCE BY SESSIONS

	BOYS---PAID	GIRLS---PAID	COMBINED---PAID
1.		536	
2.		403	
3.		563	
4.		667	
5.			
6.			
7.			
TOTALS:	0	2169	0

KHSAA 11TH REGION BASKETBALL TOURNAMENT FINANCIAL REPORT—BOYS—2013

(A) REVENUE:		RECEIPTS	TOTALS
TICKET SALES:	PRICE \$6.00 EACH	\$59,310.00	
SPONSORSHIP:		\$300.00	
TOTAL REVENUE:		\$59,610.00	\$59,610.00

(B) EXPENSE ITEMS:

GAME OFFICIALS:	\$2,420.00	
TROPHIES:	\$584.96	
WORKERS:	\$3,330.00	
RENTAL:	\$2,000.00	
HOSPITALITY:	\$1,458.43	
TOTAL EXPENSES:	\$9,793.39	\$9,793.39

(C) NET PROFIT:	\$49,816.61
-----------------	-------------

(D) HOST SCHOOL:	\$4,981.66
10%	
TOTAL:	\$4,981.66

(E) PROFIT SUBJECT TO DIVISION BY SCHOOLS:	\$44,834.95
--	-------------

(F) AMOUNT SET ASIDE FOR NON PARTICIPATING SCHOOLS	\$3,487.16
7%	

1. BERIA	\$387.47
2. BRYAN STATION	\$387.46
3. FRANKFORT	\$387.46
4. LAFAYETTE	\$387.46
5. LEXINGTON CHRISTIAN	\$387.46
6. MODEL	\$387.47
7. SAYRE	\$387.46
8. TATES CREEK	\$387.46
9. WESTERN HILLS	\$387.46
TOTAL:	\$3,487.16

(G) AMOUNT TO BE DIVIDED AMOUNG PARTICIPATING SCHOOLS	\$41,347.79
83%	

1. FRANKLIN COUNTY	\$5,168.47
2. HENRY CLAY	\$5,168.47
3. LEXINGTON CATHOLIC	\$5,168.48
4. MADISON CENTRAL	\$5,168.48
5. MADISON SOUTHERN	\$5,168.48
6. PAUL LAURENCE DUNBAR	\$5,168.47
7. SCOTT COUNTY	\$5,168.47
8. WOODFORD COUNTY	\$5,168.47
TOTAL:	\$41,347.79

PAID ATTENDANCE BY SESSIONS

	BOYS—PAID	GIRLS—PAID	COMBINED—PAID
1.	1126		
2.	1644		
3.	4315		
4.	2800		
5.			
6.			
7.			
TOTALS:	9885	0	0



KHSAA Regional Tournament Financial Report
 (return one copy to KHSAA by published deadlines. File separate reports for each tournament)

KHSAA Form GE53
 Rev. 05/11

Sport (check one) Baseball Basketball Soccer Softball Volleyball
 Sport Activity (check one) Cheer

REGION # 12th BOYS or GIRLS

Held at Lincoln County High School Dates Feb.25th, 26th, Mar. 1st, 2nd, 2013

Part A	REVENUE ITEMS	Price(s)	Receipts	Totals
	Ticket Sales	6.00	\$ 30,810.00	
	Broadcasting			
	Sponsorship			
	TOTAL REVENUE (1)			\$ 30,810.00
Part B	EXPENSE ITEMS			
	Game Officials		\$ 1,892.10	
	Trophies		\$ 887.50	
	Travel for Participating Teams			
	Other Itemized Expenses approved in advance by majority vote of schools in tournament (provide separate listing or list on back of this form)		\$ 3,837.11	
	TOTAL EXPENSES (2)			\$ 6,500.00 (max for expenses)
Part C	Net Profit (Part A (1) minus Part B (2) total)			24,310.00
Part D	Allowance to Host School - Maximum 15% for rental and incidental expenses unless otherwise approved by majority vote		\$3,646.50	
Part E	Profit Subject to Division by Schools (Part C minus Part D)			20,663.50
Part F	Amount set aside for non participating schools by vote of ALL schools per Constitution Article VII, Section 2		3,443.91	
Part G	Amount to be Divided Among Participating Schools (Part E minus Part F)			17,219.89

LIST BELOW INDIVIDUAL AMOUNTS DISTRIBUTED FOR REGIONAL TOURNAMENT NET PROFITS FROM PART E ABOVE, NOT INCLUDING TRAVEL EXPENSES. IF ANY OTHER PLAN FOR THE DIVISION OF TOURNAMENT RECEIPTS IS USED, A MAJORITY VOTE OF THE PARTICIPATING SCHOOLS MUST BE OBTAINED, DOCUMENTED, AND SENT TO THE KHSAA. ATTACH ADDITIONAL SHEETS IF EXPLANATION NEEDED.

School	Amount	School	Amount	School	Amount
Monticello	\$ 382.66	Darville	\$ 382.66	Lincoln County	\$ 1,147.99
Kentucky Sch. f/t Deaf	\$ 382.66	Casey County	\$ 382.66	Mercer County	\$ 2,295.98
Rockcastle County	\$ 382.66	East Jessamine	\$ 382.66	West Jessamine	\$ 2,295.98
Garrard County	\$ 382.66	Pulaski County	\$ 1,147.99	Somerset	\$ 3,443.97
Burgin	\$ 382.66	Boyle County	\$ 1,147.99	Wayne County	\$ 4,591.96
McCreary Central	\$ 382.66	Southwestern	\$ 1,147.99		

PAID ATTENDANCE BY SESSION (Tickets Sold NOT money received)

Session	Paid
1	1,180
2	1,019
3	1,545
4	1,391
5	
6	
Total	5,135

MANAGER

LCHS
 SCHOOL

606-265-9111
 DAYTIME PHONE

2013 12th Region Boys Basketball Expense Report:

Item	Description	Price				
Game Officials	\$70.00 per official	1,470.00				
Mileage	.35 per mile	422.1				
Trophies	Winner & Runner-Up	134.85				
	20 Individual	335				
	20 Individual	290				
	14 All-Tourney Team	262.5				
PA/Score/Book		500				
Security		423				
Tournament Manager		300				
Medical		353.4				
Hospitality Room		600				
Passes		132.5				
Gateworkers		400				
Cleanup		400				
Scorebook/Nets/Balls		91.5				
Programs		501.86				
	TOTAL	6,616.71				



KHSAA Regional Tournament Financial Report
 (return one copy to KHSAA by published deadlines. File separate reports for each tournament)

KHSAA Form GE53
Rev. 05/11

Sport (check one) Baseball Basketball Soccer Softball Volleyball
 Sport Activity (check one) Cheer

REGION # 13 BOYS or GIRLS

Held at HARLAN COUNTY Dates 2-27,28-13 3-2,4-13

Part A	REVENUE ITEMS	Price(s)	Receipts	Totals
	Ticket Sales	8:00	17,576.00	
	Broadcasting			
	Sponsorship			
	TOTAL REVENUE (1)			17,576.00
Part B	EXPENSE ITEMS		Expenses	
	Game Officials		1,959.00	
	Trophies		634.00	
	Travel for Participating Teams		1,448.00	
	Other Itemized Expenses approved in advance by majority vote of schools in tournament (provide separate listing or list on back of this form)		2,745.00	
	TOTAL EXPENSES (2)			6,786.00
Part C	Net Profit (Part A (1) minus Part B (2) total)			10,790.00
Part D	Allowance to Host School - Maximum 15% for rental and incidental expenses unless otherwise approved by majority vote		1,618.50	
Part E	Profit Subject to Division by Schools (Part C minus Part D)			9,171.50
Part F	Amount set aside for non participating schools by vote of ALL schools per Constitution Article VII, Section 2		0	
Part G	Amount to be Divided Among Participating Schools (Part E minus Part F)			9,171.50

LIST BELOW INDIVIDUAL AMOUNTS DISTRIBUTED FOR REGIONAL TOURNAMENT NET PROFITS FROM PART E ABOVE, NOT INCLUDING TRAVEL EXPENSES. IF ANY OTHER PLAN FOR THE DIVISION OF TOURNAMENT RECEIPTS IS USED, A MAJORITY VOTE OF THE PARTICIPATING SCHOOLS MUST BE OBTAINED, DOCUMENTED, AND SENT TO THE KHSAA. ATTACH ADDITIONAL SHEETS IF EXPLANATION NEEDED.

School	Amount	School	Amount	School	Amount
CLAY CO.	655.10	BELL CO.	1,965.30		
LYNN CAMP	655.10	CORBIN	1,965.30		
BARBOURVILLE	655.10				
NORTH LAUREL	655.10				
WHITLEY CO.	1,310.20				
HARLAN CO.	1,310.20				

PAID ATTENDANCE BY SESSION (Tickets Sold NOT money received)

Session	Paid
1	362
2	519
3	610
4	706
5	
6	
7	
Total	2,197

FRED MCCREARY
MANAGER

HARLAN COUNTY
SCHOOL

[606]574-2020
DAYTIME PHONE



KHSAA Regional Tournament Financial Report
 (return one copy to KHSAA by published deadlines. File separate reports for each tournament)

KHSAA Form GE53
Rev. 05/11

Sport (check one) Baseball Basketball Soccer Softball Volleyball
 Sport Activity (check one) Cheer

REGION # 13 BOYS or GIRLS

Held at HARLAN COUNTY HIGH SCHOOL Dates FEB. 25,26 MARCH 1, 2 2013

Part A	REVENUE ITEMS	Price(s)	Receipts	Totals
	Ticket Sales	\$8.00	\$44,064.00	
	Broadcasting		NA	
	Sponsorship		NA	
	TOTAL REVENUE (1)			\$44,064.00
Part B	EXPENSE ITEMS		Expenses	
	Game Officials		\$1,923.00	
	Trophies		\$ 634.00	
	Travel for Participating Teams		\$ 1,336.00	
	Other Itemized Expenses approved in advance by majority vote of schools in tournament (provide separate listing or list on back of this form)		\$ 3,345.00	
	TOTAL EXPENSES (2)			\$ 7,238.00
Part C	Net Profit (Part A (1) minus Part B (2) total)			\$ 36,826.00
Part D	Allowance to Host School - Maximum 15% for rental and incidental expenses unless otherwise approved by majority vote		\$5,523.00	
Part E	Profit Subject to Division by Schools (Part C minus Part D)			\$ 31,303.00
Part F	Amount set aside for non participating schools by vote of ALL schools per Constitution Article VII, Section 2		\$25,500.00	
Part G	Amount to be Divided Among Participating Schools (Part E minus Part F)			\$5,803.00

LIST BELOW INDIVIDUAL AMOUNTS DISTRIBUTED FOR REGIONAL TOURNAMENT NET PROFITS FROM PART E ABOVE, NOT INCLUDING TRAVEL EXPENSES. IF ANY OTHER PLAN FOR THE DIVISION OF TOURNAMENT RECEIPTS IS USED, A MAJORITY VOTE OF THE PARTICIPATING SCHOOLS MUST BE OBTAINED, DOCUMENTED, AND SENT TO THE KHSAA. ATTACH ADDITIONAL SHEETS IF EXPLANATION NEEDED.

School	Amount	School	Amount	School	Amount
BARBOURVILLE	\$414.50	NORTH LAUREL	\$829.00		
CLAY COUNTY	\$1,243.50	SOUTH LAUREL	\$414.50		
CORBIN	\$414.50				
KNOX CENTRAL	\$414.50				
HARLAN COUNTY	\$1,243.50				
MIDDLESBORO	\$829.00				

PAID ATTENDANCE BY SESSION (Tickets Sold NOT money received)

Session	Paid
1	771
2	1419
3	1722
4	1596
5	
6	
7	
Total	5508

Fred McCreary
MANAGER

HARLAN COUNTY HIGH SCHOOL
SCHOOL

606-574-2020
DAYTIME PHONE

MAR 27 2013



KHSAA Regional Tournament Financial Report
 (return one copy to KHSAA by published deadlines. File separate reports for each tournament)

KHSAA Form GE53
 Rev. 05/11

Sport (check one) Baseball Basketball Soccer Softball Volleyball
 Sport Activity (check one) Cheer

REGION # 14 BOYS or GIRLS

Held at _____ Dates _____

Part A	REVENUE ITEMS	Price(s)	Receipts	Totals
	Ticket Sales	\$5.00	\$29520.00	
	Broadcasting			
	Sponsorship		\$ 3000.00	
	TOTAL REVENUE (1)			\$32520.00
Part B	EXPENSE ITEMS		Expenses	
	Game Officials		\$1849.75	
	Trophies Team & Individual		\$ 604.67	
	Travel for Participating Teams		-0-	
	Other Itemized Expenses approved in advance by majority vote of schools in tournament (provide separate listing or list on back of this form) Listed on back of this form.		\$4644.56	
	TOTAL EXPENSES (2)			\$7098.98
Part C	Net Profit (Part A (1) minus Part B (2) total)			\$25421.02
Part D	Allowance to Host School - Maximum 15% for rental and incidental expenses unless otherwise approved by majority vote		\$3813.15	
Part E	Profit Subject to Division by Schools (Part C minus Part D)			\$21607.87
Part F	Amount set aside for non participating schools by vote of ALL schools per Constitution Article VII, Section 2		\$1350.49	
Part G	Amount to be Divided Among Participating Schools (Part E minus Part F)			\$20257.38

LIST BELOW INDIVIDUAL AMOUNTS DISTRIBUTED FOR REGIONAL TOURNAMENT NET PROFITS FROM PART E ABOVE, NOT INCLUDING TRAVEL EXPENSES. IF ANY OTHER PLAN FOR THE DIVISION OF TOURNAMENT RECEIPTS IS USED, A MAJORITY VOTE OF THE PARTICIPATING SCHOOLS MUST BE OBTAINED, DOCUMENTED, AND SENT TO THE KHSAA. ATTACH ADDITIONAL SHEETS IF EXPLANATION NEEDED.

School	Amount	School	Amount	School	Amount
Knott County Central	5401.96	Powell County	1350.49	Buckhorn	150.05
Perry County Central	4051.47	Wolfe County	1350.49	Hazard	150.05
Cordia	2700.98			Jackson City	150.05
Estill County	2700.98	Jenkins	150.05	Riverside Christian	150.05
Breathitt County	1350.49	June Buchanan	150.05	Lee County	150.05
Leslie County	1350.49	Letcher County Central	150.05	Owsley County	150.05

PAID ATTENDANCE BY SESSION (Tickets Sold NOT money received)

Session	Paid
1	875
2	611
3	1680
4	977
5	1761
6	
7	
Total	5904

Ozz Jackson
 MANAGER

Letcher County Central High School
 SCHOOL

606-633-5628
 DAYTIME PHONE

OTHER ITEMIZED EXPENSES 2013

BOYS 14TH REGION BASKETBALL TOURNAMENT

Security.....	\$1000.00
Parking.....	\$ 500.00
Game Crew.....	\$ 315.00
(Scorebook – Timer- PA)	
Stats: Manis Blair.....	\$ 250.00
Hospitality Room Allowance.....	\$ 500.00
Custodians.....	\$1061.54
Pass Gate – Ticket Sellers.....	\$1000.00
Nets – Scorebook.....	\$ 18.02
Total.....	\$4644.56

MAR 27 2013



KHSAA Regional Tournament Financial Report
 (return one copy to KHSAA by published deadlines. File separate reports for each tournament)

KHSAA Form GE53
 Rev. 05/11

Sport (check one) Baseball Basketball Soccer Softball Volleyball
 Sport Activity (check one) Cheer

REGION # 14 BOYS or GIRLS

Held at _____ Dates _____

Part A	REVENUE ITEMS	Price(s)	Receipts	Totals
	Ticket Sales	5.00	12,795.00	
	Broadcasting		0	
	Sponsorship		0	
	TOTAL REVENUE (1)			12,795.00
Part B	EXPENSE ITEMS		Expenses	
	Game Officials		1632.85	
	Trophies		558.47	
	Travel for Participating Teams		n/a	
	Other Itemized Expenses approved in advance by majority vote of schools in tournament (provide separate listing or list on back of this form)		2492.60	
	TOTAL EXPENSES (2)			4,683.92
Part C	Net Profit (Part A (1) minus Part B (2) total)			8,111.08
Part D	Allowance to Host School - Maximum 15% for rental and incidental expenses unless otherwise approved by majority vote		1,216.66	
Part E	Profit Subject to Division by Schools (Part C minus Part D)			6894.42
Part F	Amount set aside for non participating schools by vote of ALL schools per Constitution Article VII, Section 2		430.90	
Part G	Amount to be Divided Among Participating Schools (Part E minus Part F)			6463.52

LIST BELOW INDIVIDUAL AMOUNTS DISTRIBUTED FOR REGIONAL TOURNAMENT NET PROFITS FROM PART E ABOVE, NOT INCLUDING TRAVEL EXPENSES. IF ANY OTHER PLAN FOR THE DIVISION OF TOURNAMENT RECEIPTS IS USED, A MAJORITY VOTE OF THE PARTICIPATING SCHOOLS MUST BE OBTAINED, DOCUMENTED, AND SENT TO THE KHSAA. ATTACH ADDITIONAL SHEETS IF EXPLANATION NEEDED.

School	Amount	School	Amount	School	Amount
Jenkins	47.87	Riverside	47.87	Powell Co.	430.90
Cordia	47.87	Lec Co.	47.87	Leslie Co.	861.80
Jimmie Buchanan	47.87	Owsley Co.	47.87	Wolfe Co.	861.80
Bulkhead	47.87	Knott Co.	430.90	Perry Cent.	1292.70
Hazard	47.87	Breathitt Co.	430.90	Leitchfield	1723.60
Jackson City	47.87	Estill Co.	430.90		

PAID ATTENDANCE BY SESSION (Tickets Sold NOT money received)

Session	Paid
1	465
2	570
3	710
4	802
5	
6	
7	
Total	2537

Randy Appier
 MANAGER

Perry Central
 SCHOOL

606-439-5888
 DAYTIME PHONE



KHSAA Regional Tournament Financial Report
 (return one copy to KHSAA by published deadlines. File separate reports for each tournament)

KHSAA Form GE53
Rev. 05/11

Sport (check one) Baseball Basketball Soccer Softball Volleyball
 Sport Activity (check one) Cheer

REGION # 15th BOYS or GIRLS

Held at East Ky. Expo Center Dates Feb. 25 thru. Mar. 4, 2013

Part A	REVENUE ITEMS	Price(s)	Receipts	Totals
	Ticket Sales	\$7.00	\$70,980.00	
		\$6.00		
	Broadcasting		-0-	
	Sponsorship		-0-	
	TOTAL REVENUE (1)			\$70,980.00
Part B	EXPENSE ITEMS		Expenses	
	Game Officials		\$4,494.00	
	Trophies		\$2,080.00	
	Travel for Participating Teams		\$1,681.00	
	Other Itemized Expenses approved in advance by majority vote of schools in tournament (provide separate listing or list on back of this form)		\$2,235.00	
	TOTAL EXPENSES (2)			\$10,490.00
Part C	Net Profit (Part A (1) minus Part B (2) total)			\$60,490.00
Part D	Allowance to Host School - Maximum 15% for rental and incidental expenses unless otherwise approved by majority vote		-0-	
Part E	Profit Subject to Division by Schools (Part C minus Part D)			\$60,490.00
Part F	Amount set aside for non participating schools by vote of ALL schools per Constitution Article VII, Section 2		-0-	
Part G	Amount to be Divided Among Participating Schools (Part E minus Part F)			\$60,490.00

LIST BELOW INDIVIDUAL AMOUNTS DISTRIBUTED FOR REGIONAL TOURNAMENT NET PROFITS FROM PART E ABOVE, NOT INCLUDING TRAVEL EXPENSES. IF ANY OTHER PLAN FOR THE DIVISION OF TOURNAMENT RECEIPTS IS USED, A MAJORITY VOTE OF THE PARTICIPATING SCHOOLS MUST BE OBTAINED, DOCUMENTED, AND SENT TO THE KHSAA. ATTACH ADDITIONAL SHEETS IF EXPLANATION NEEDED.

School	Amount	School	Amount	School	Amount
BELFRY	\$3,906.65	JOHNSON CENTRAL	\$3,906.65	LAWRENCE CO.	\$3,906.65
EAST RIDGE	\$3,906.65	PIKE CO. CENTRAL	\$3,906.65	PHELPS	\$3,906.65
SHELBY VALLEY	\$3,906.65	SHELDON CLARK	\$3,906.65	SOUTH FLOYD	\$3,906.65
BETSY LAYNE	\$3,906.65	PRESTONSBURG	\$3,906.65	PIARIST	\$1,90.31
MAGOFFIN	\$3,906.65	ALLEN CENTRAL	\$3,906.65		
PIKEVILLE	\$3,906.65	PAINTSVILLE	\$3,906.65		

PAID ATTENDANCE BY SESSION (Tickets Sold NOT money received)

Session	Paid
1	1972
2	1570
3	901
4	799
5	3483
6	3169
7	890
Total	12,784

Eugene Lyons
MANAGER

Pike County Central H.S.
SCHOOL

606-432-4352
DAYTIME PHONE



KHSAA Regional Basketball Tournament Financial Report
 (return one copy to KHSAA by published deadlines. File separate reports if Girls and Boys
 Tournaments are held separately)

KHSAA Form BK106
Rev. 01/06

REGION # 16 BOYS or GIRLS x HELD AT Morehead State University 2013 DATES 3/2;3/4;3/5

Part A	REVENUE ITEMS	Price(s)	Receipts	Totals
	Ticket Sales	\$5, \$7	20039	
	Broadcasting		405	
	Sponsorship		0	
	TOTAL REVENUE (1)			20,444
Part B	EXPENSE ITEMS		Expenses	
	Game Officials		2103.50	
	Trophies		853	
	Travel for Participating Teams		2542	
	Other Itemized Expenses approved by majority vote of schools in tournament (provide separate listing or list on back of this form)		3567.20	
	TOTAL EXPENSES (2)			9,065.70
Part C	Net Profit (Part A (1) minus Part B (2) total)			11378.30
Part D	Allowance to Host School - Maximum 15% for rental and incidental expenses unless otherwise approved by majority vote		1706.75	
Part E	Profit Subject to Division by Schools (Part C minus Part D)			9671.55
Part F	Amount set aside for non participating schools by vote of ALL schools per Constitution Article VII, Section 2		0	
Part G	Amount to be Divided Among Participating Schools (Part E minus Part F)			9671.55

LIST BELOW INDIVIDUAL AMOUNTS FOR REGIONAL TOURNAMENT NET PROFITS FROM PART E ABOVE, NOT INCLUDING TRAVEL EXPENSES

School	Amount	School	Amount	School	Amount
Ashland	1208.94	West Carter	1208.94		
Boyd Co.	1208.94	Lewis Co	1208.94		
Russell	1208.94				
Fleming Co.	1208.94				
East Carter	1208.94				
Rowan Co.	1208.94				

PAID ATTENDANCE BY SESSIONS (Tickets Sold NOT money received)

BOYS		GIRLS		COMBINED	
Session	Paid	Session	Paid	Session	Paid
1			741		
2			1045		
3			783		
4			746		
5					
6					
7					
Total		Total	3691	Total	

**** NOTE ** IF ANY OTHER PLAN FOR THE DIVISION OF TOURNAMENT RECEIPTS IS USED, A MAJORITY VOTE OF THE PARTICIPATING SCHOOLS MUST BE OBTAINED, DOCUMENTED, AND SENT TO THE KHSAA.**

Jeffrey Liles
MANAGER

MSU
SCHOOL

606-783-2555
DAYTIME PHONE

**16th Region Basketball Tournament - Girls
2013
Other Itemized Expenses**

Tournament Manager	\$200
Assistant Tournament Manager	\$200
Facilities Coordinator	\$200
Officials Coordinator	\$200
Cheerleader Coordinator	\$100
Cheerleading Judges	\$267.20
Cheer Trophies (included in trophies total)	\$0
Bench Security	\$500
Coordinating Committee Members	\$500
Scorer	\$175
Clock Operator	\$175
Public Address	\$175
Possession Indicator	\$175
Pass Gate	\$140
Ticket Sellers	\$140
Ticket Takers	\$140
Gate Security	\$140
Hospitality Attendant	\$140
Total	\$3567.20

Concessions Sales

Thursday	\$2774	
Saturday	\$1733.05	
Total	4507.05	17479.02

Concessions Expenses

Kenny White	\$250	
Terry Mays	\$250	
Kenny Wilson	\$150 (300 for boys)	
Brandon Smith	\$150 (150 for boys)	
Supplies	1,972.33	(9621.30 total, .20499571 girls) \$7648.97
Total	2772.33	\$8598.97

Concessions to distribute \$1,734.72	8880.05
433.68 per host district schools	2220.01



KHSAA Regional Basketball Tournament Financial Report
 (return one copy to KHSAA by published deadlines. File separate reports if Girls and Boys
 Tournaments are held separately)

KHSAA Form BK106
Rev. 01/06

REGION # 16 BOYS X or GIRLS _____ HELD AT Morehead State University 2013 DATES 2/26-28;3/1

Part A	REVENUE ITEMS	Price(s)	Receipts	Totals
	Ticket Sales	\$5, \$7	55155	
	Broadcasting		475	
	Sponsorship		0	
	TOTAL REVENUE (1)			55,630
Part B	EXPENSE ITEMS		Expenses	
	Game Officials		1893.50	
	Trophies		853	
	Travel for Participating Teams		1950	
	Other Itemized Expenses approved by majority vote of schools in tournament (provide separate listing or list on back of this form)		4214	
	TOTAL EXPENSES (2)			8910.50
Part C	Net Profit (Part A (1) minus Part B (2) total)			46,719.50
Part D	Allowance to Host School - Maximum 15% for rental and incidental expenses unless otherwise approved by majority vote		7007.93	
Part E	Profit Subject to Division by Schools (Part C minus Part D)			39,711.57
Part F	Amount set aside for non participating schools by vote of ALL schools per Constitution Article VII, Section 2		0	
Part G	Amount to be Divided Among Participating Schools (Part E minus Part F)			39,711.57

LIST BELOW INDIVIDUAL AMOUNTS FOR REGIONAL TOURNAMENT NET PROFITS FROM PART E ABOVE, NOT INCLUDING TRAVEL EXPENSES

School	Amount	School	Amount	School	Amount
Ashland	4963.95	Lewis	4963.95		
West Carter	4963.95	Rowan	4963.95		
Fleming Co.	4963.95				
Boyd Co.	4963.95				
Morgan	4963.95				
Russell	4963.95				

PAID ATTENDANCE BY SESSIONS (Tickets Sold NOT money received)

BOYS			GIRLS			COMBINED	
Session	Paid		Session	Paid		Session	Paid
1	1861						
2	2344						
3	2415						
4	2967						
5							
6							
7							
Total	9,587		Total			Total	

**** NOTE ** IF ANY OTHER PLAN FOR THE DIVISION OF TOURNAMENT RECEIPTS IS USED, A MAJORITY VOTE OF THE PARTICIPATING SCHOOLS MUST BE OBTAINED, DOCUMENTED, AND SENT TO THE KHSAA.**

Jeffrey Liles
MANAGER

MSU
SCHOOL

606-783-2555
DAYTIME PHONE

16th Region Basketball Tournament - Boys
2013
Other Itemized Expenses

Tournament Manager	\$200
Assistant Tournament Manager	\$200
Facilities Coordinator	\$200
Officials Coordinator	\$200
Cheerleader Coordinator	\$100
Cheerleading Judges	\$354
Cheer Trophies (included in trophies total)	\$0
Bench Security	\$500
Coordinating Committee Members	\$500
Scorer	\$175
Clock Operator	\$175
Public Address	\$175
Possession Indicator	\$175
Pass Gate	\$280
Ticket Sellers	\$280
Ticket Takers	\$280
Gate Security	\$280
Hospitality Attendant	<u>\$140</u>
Total	\$4214